

**SUZUKI**  
PARTS CATALOGUE

# DF200AP



**OUTBOARD MOTOR**

E01/E40

2015-2

1<sup>ST</sup> EDITION

## PREFACE

When it becomes necessary to replace parts on SUZUKI OUTBOARD MOTORS, always use SUZUKI GENUINE PARTS which have passed a strict inspection which guarantees quality and performance.

This parts catalogue covers the list of all service parts for SUZUKI DF200AP production start Feb. 2015.

### INSTRUCTIONS FOR QUOTING THE CATALOGUE

#### 1. DIMENSIONS

Dimensions of the parts in this catalogue are indicated in unit millimeters.

#### 2. ABBREVIATIONS

Abbreviations used in this catalogue are as follows:

AR	: As required	NT	: Number of teeth
ASSY	: Assembly	OPT	: Optional
E. NO.	: Engine number	OS	: Over size
F. NO.	: Frame number	STD	: Standard
D	: Diameter of material	T	: Thickness
ID	: Inside diameter	US	: Under size
OD	: Outside diameter	W	: Width
L	: Length	W/	: With
LH(PORT)	: Left hand side	L,X	: Transom type
RH(STBD)	: Right hand side	SUS	: Stainless steel
~123456	: Up to E. NO. 20003P-123456	PTT	: Power trim and tilt
123456~	: From E. NO. 20003P-123456		

12 x 34 x 5.6..... Figures in the description column  
| | | show the dimensions of parts.  
ID OD T(or W,L)

→12345-56781 (Parts No.) : indicates that the parts number was changed to 12345-56781 and the new parts are interchangeable with the former ones but the former ones are not interchangeable with new ones.

←12345-56781 (Parts No.) : indicates that the former and new parts are interchangeable with each other and both are usable.

#### 3. INNER PARTS OF ASSEMBLY

Part name with a dot (.) in front as shown in the description column indicates the component of the assembly also available individually.

#### 4. MODIFICATION NOTICE

A parts bulletin will be sent to you on all occasions when changes in parts occur, including interchangeable modifications between new parts and old ones.

#### 5. NOTE

5-1. There are some different parts from those of production models among spare parts for the administrative reasons and common use of them with other models.

5-2. In respect of rubber hoses and vinyl tubes, please be sure to use them by cutting off according to the length mentioned on parts catalogue or what is actually required on the vehicle.

5-3. Note that the drawings on the illustration page are for ready reference of spare parts number, not to be used as an assembly manual. When assembling, use "SUZUKI SERVICE MANUAL".

#### 6. MODEL NAME AND ENGINE NUMBER

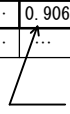
MODEL	DESTINATION	TYPE	TRANSOM	ENGINE No.
DF200AP	E01	20003P	L, X	20003P-510001~
DF200AP	E40	20003P	X	20003P-510001~

MILLIMETER → INCH CONVERSION CHART

	0	1	2	3	4	5	6	7	8	9
00	.000	.039	.079	.118	.157	.197	.236	.276	.315	.354
10	.394	.433	.472	.512	.551	.591	.630	.669	.709	.748
20	.787	.827	.866	.906	.945	.984	1.024	1.063	1.102	1.142
30	1.181	1.220	1.260	1.299	1.339	1.378	1.417	1.457	1.496	1.535
40	1.575	1.614	1.654	1.693	1.732	1.772	1.811	1.850	1.890	1.929
50	1.969	2.008	2.047	2.087	2.126	2.165	2.205	2.214	2.283	2.323
60	2.362	2.402	2.441	2.480	2.520	2.559	2.598	2.638	2.677	2.717
70	2.756	2.795	2.835	2.874	2.913	2.953	2.992	3.031	3.071	3.110
80	3.150	3.189	3.228	3.268	3.307	3.346	3.386	3.425	3.465	3.504
90	3.543	3.583	3.622	3.661	3.701	3.740	3.780	3.819	3.858	3.898

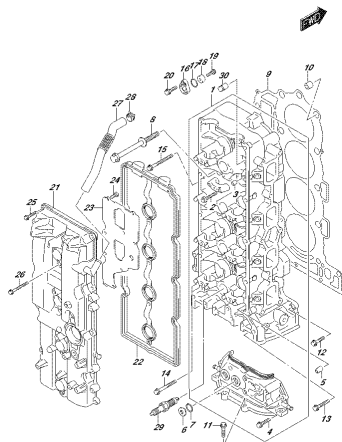
How to read

	0	1	2	3	4
00	...	...	...	...	...
10	...	...	...	...	...
20	...	...	...	0.906	...
30	...	...	...	...	...


 23 millimeters equal 0.906 inch

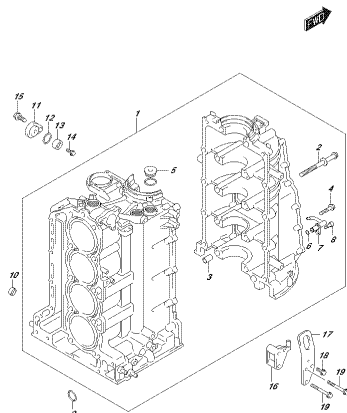
Contents are subject to change without notice or obligation.

FIG. 111A



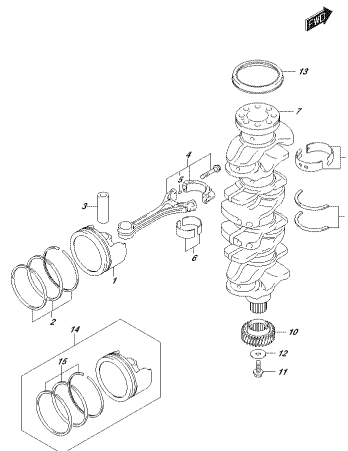
DKR20AP\_01L\_016\_111A  
ZYLINDERKOPF

FIG. 113A



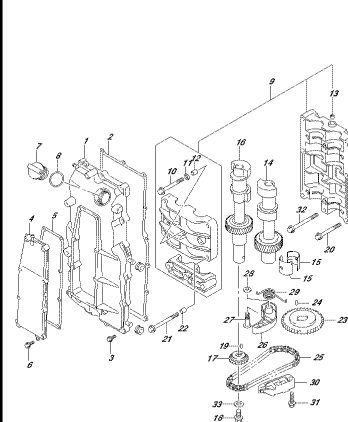
DKR20AP\_01L\_016\_113A  
ZYLINDERBLÖCK

FIG. 116A



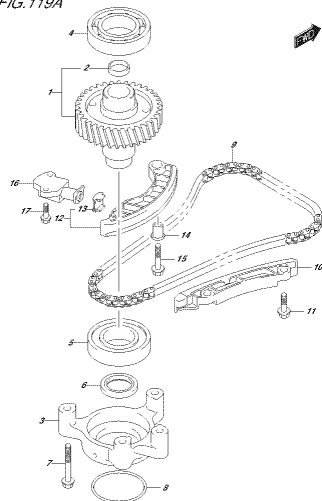
DKR20AP\_01L\_016\_116A  
KURVENWEL

FIG. 118A



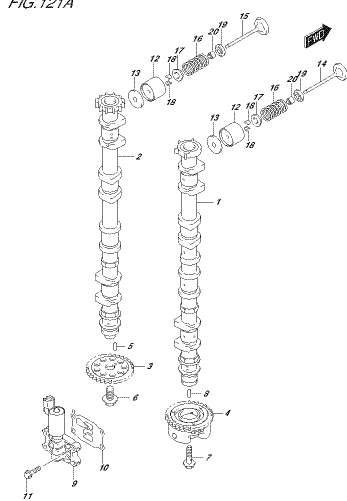
DKR20AP\_01L\_016\_118A  
ZEITENRIEMEN

FIG. 119A



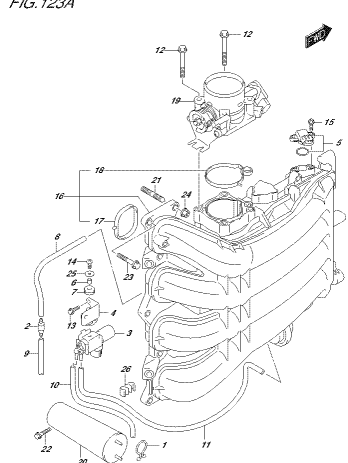
DKR20AP\_01L\_016\_119A  
TIMING KETTEN

FIG. 121A



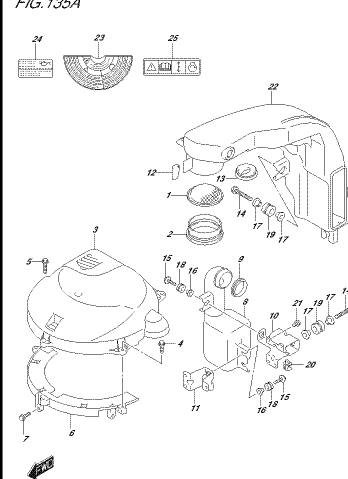
DKR20AP\_01L\_016\_121A  
KURVENWEL

FIG. 123A



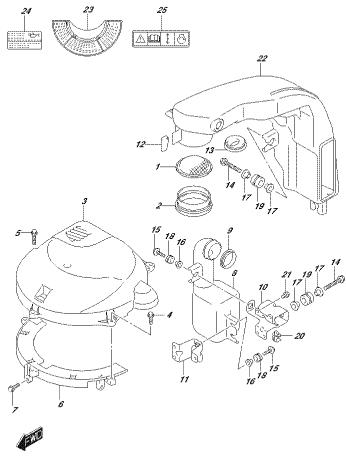
DKR20AP\_01L\_016\_123A  
NIVAUENWAHRNEHMUNGSKÖRPER

FIG. 135A



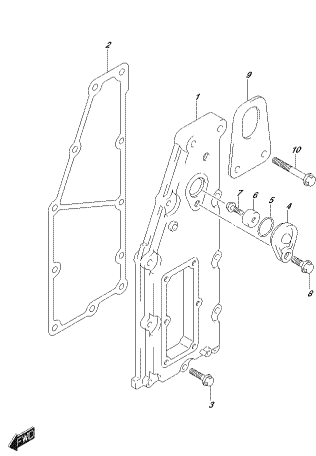
DKR20AP\_01L\_016\_135A  
ZEITENRIEMENKÖRPER

FIG. 135B



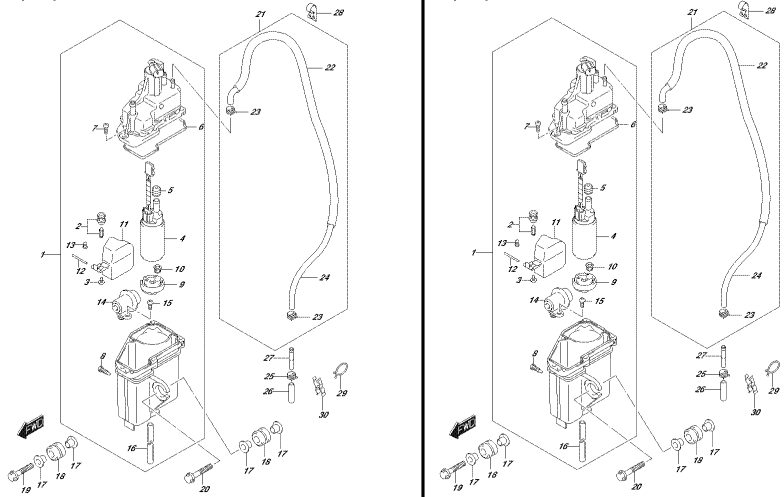
INKORP. 901.016.1468  
FUEL FILTER/SEPARATOR

FIG. 140A



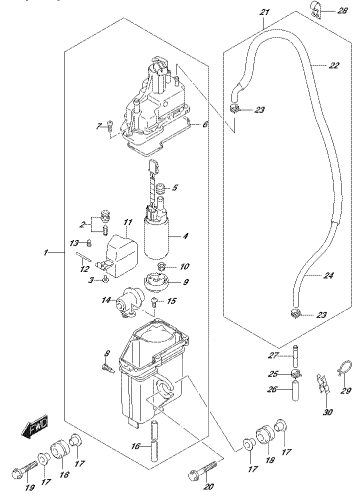
INKORP. 901.016.1468  
FUEL FILTER/SEPARATOR

FIG. 143A



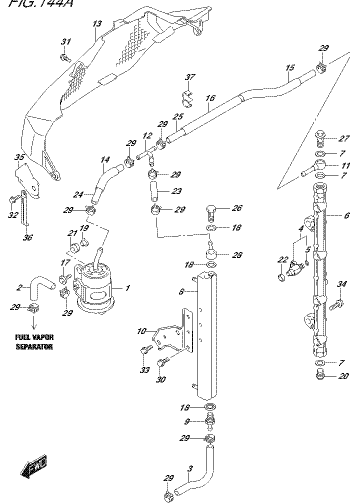
INKORP. 901.016.1468  
FUEL FILTER/SEPARATOR

FIG. 143B



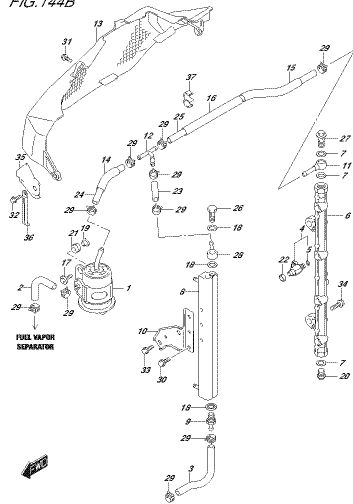
INKORP. 901.016.1468  
FUEL FILTER/SEPARATOR

FIG. 144A



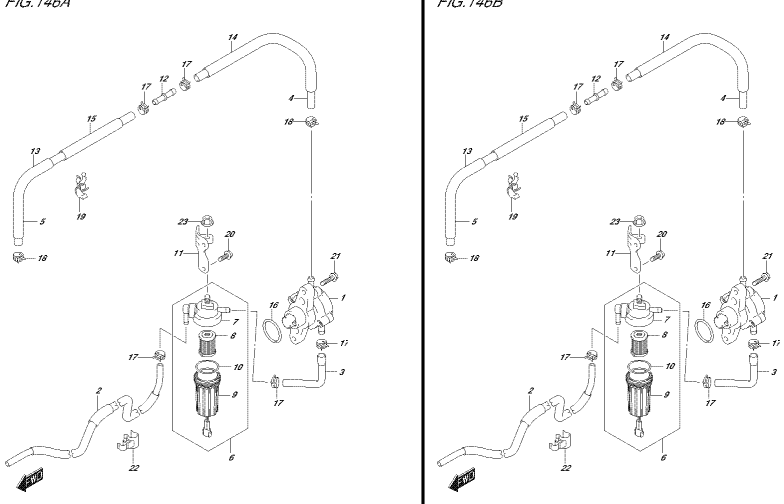
INKORP. 901.016.1468  
FUEL INJECTOR

FIG. 144B



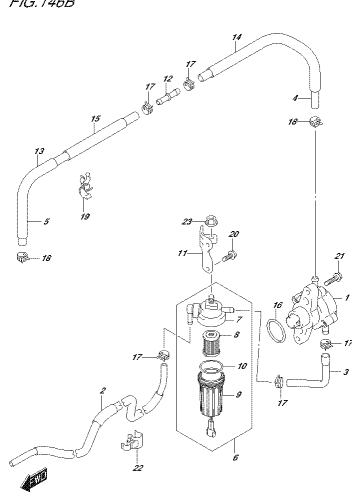
INKORP. 901.016.1468  
FUEL INJECTOR

FIG. 146A



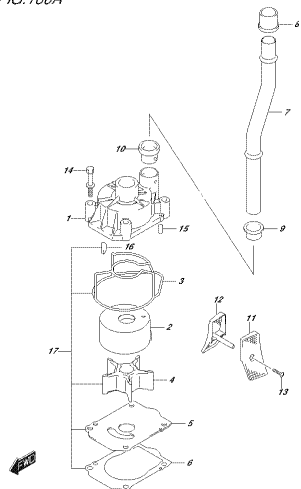
INKORP. 901.016.1468  
FUEL PUMP

FIG. 146B



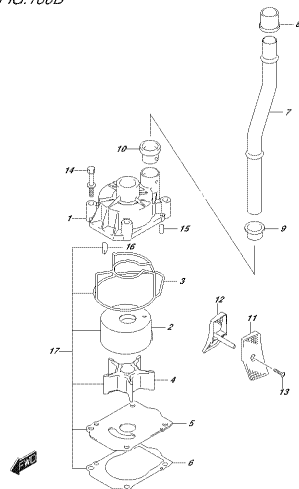
INKORP. 901.016.1468  
FUEL PUMP

FIG. 160A



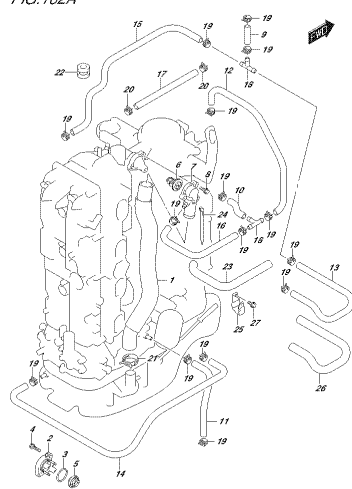
INCRIMAD\_001\_016\_160A  
FUEL PUMP

FIG. 160B



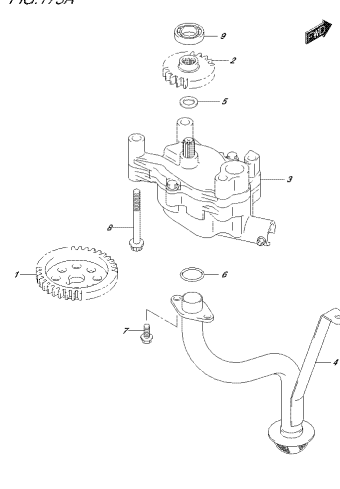
INCRIMAD\_001\_016\_160B  
FUEL PUMP

FIG. 162A



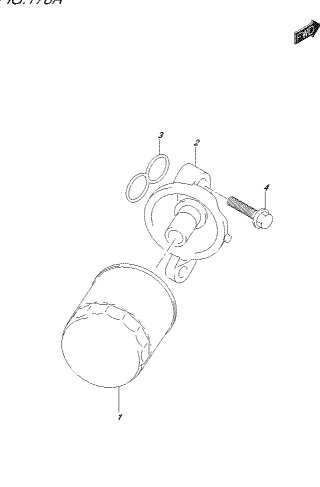
INCRIMAD\_001\_016\_162A  
FUEL PUMP

FIG. 175A



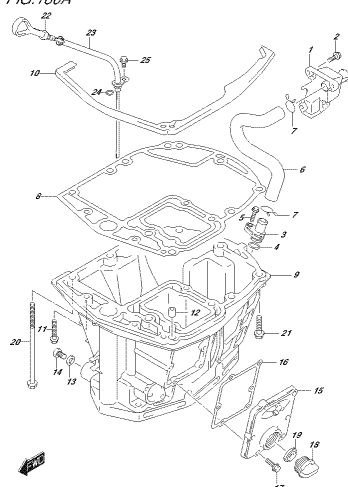
INCRIMAD\_001\_016\_175A  
OIL PUMP

FIG. 178A



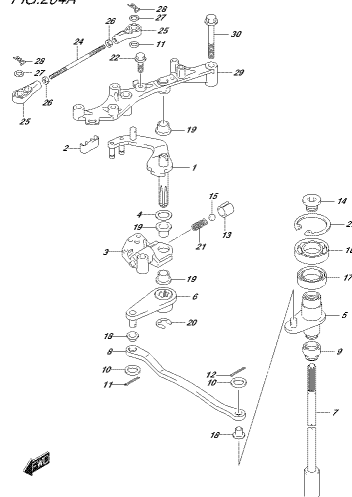
INCRIMAD\_001\_016\_178A  
OIL FILTER

FIG. 180A



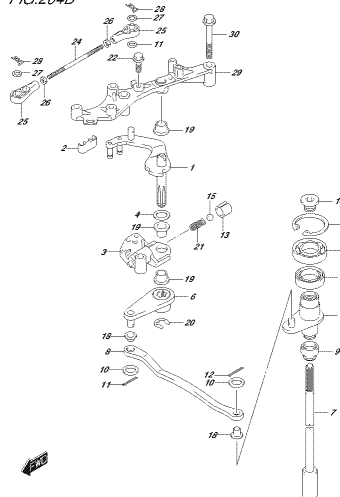
INCRIMAD\_001\_016\_180A  
OIL PUMP

FIG. 204A



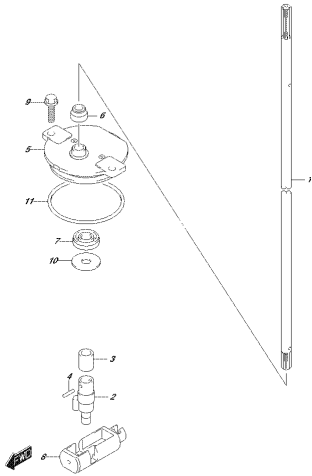
INCRIMAD\_001\_016\_204A  
OIL PUMP

FIG. 204B



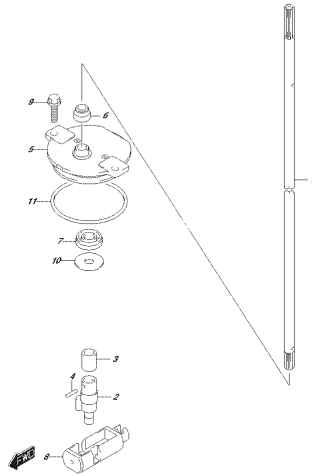
INCRIMAD\_001\_016\_204B  
OIL PUMP

FIG.206A



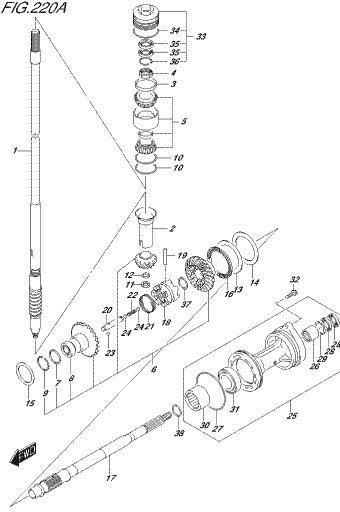
DKR04AP\_001\_016\_206A  
CLUTCH-020

FIG.206B



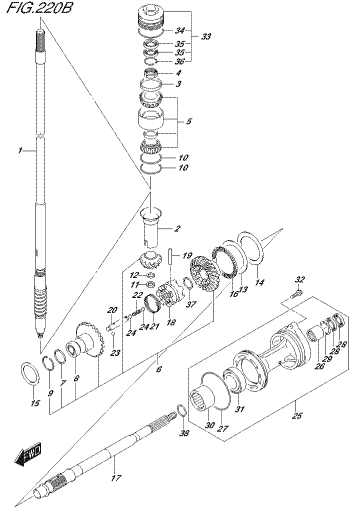
DKR04AP\_001\_016\_206B  
CLUTCH-020

FIG.220A



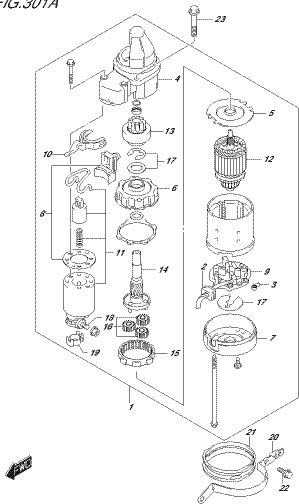
DKR04AP\_001\_016\_220A  
TRANSMISSION

FIG.220B



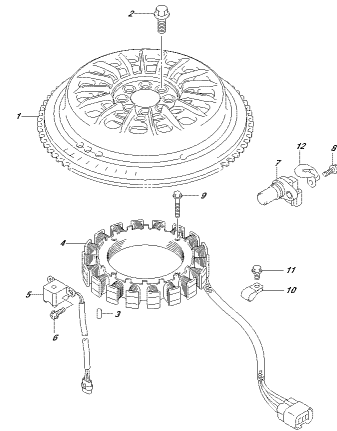
DKR04AP\_001\_016\_220B  
TRANSMISSION

FIG.301A



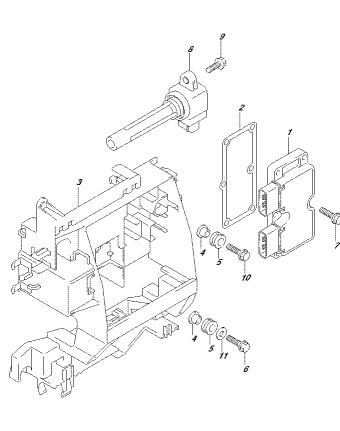
DKR04AP\_001\_016\_301A  
STARTING MOTOR

FIG.303A



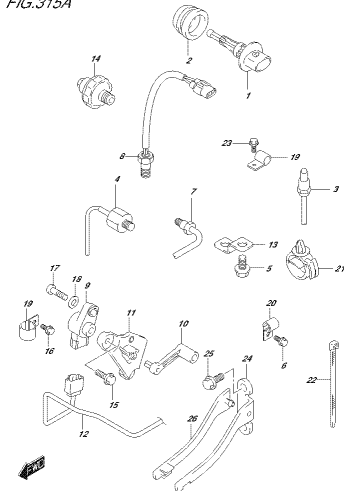
DKR04AP\_001\_016\_303A  
RETRACTOR

FIG.310A



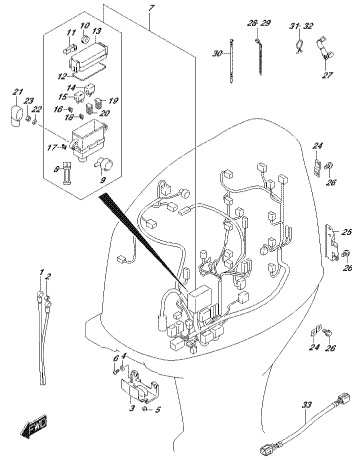
DKR04AP\_001\_016\_310A  
RETRACTOR/MAGNET/COIL

FIG.315A



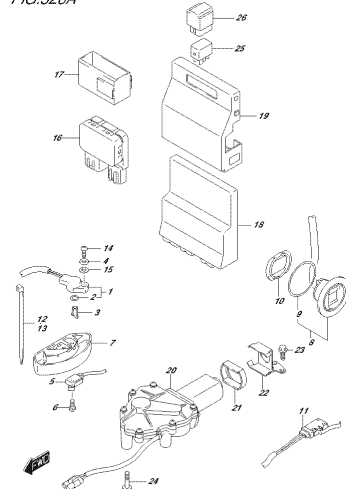
DKR04AP\_001\_016\_315A  
SENSOR

FIG.322A



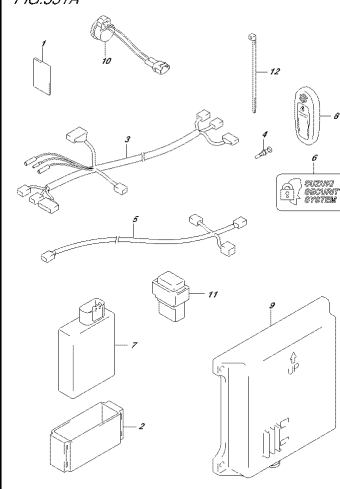
DKR04AP\_001\_016\_009  
SHIELDING

FIG.326A



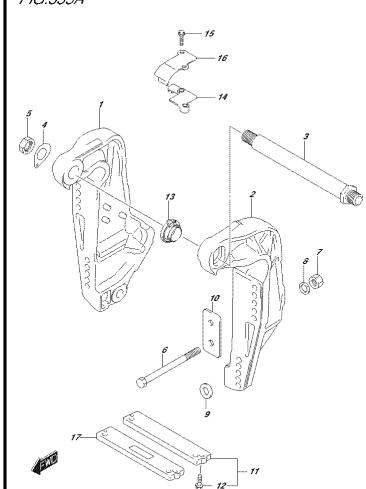
DKR04AP\_001\_016\_004  
PIT SWITCH/ENGINE CONTROL UNIT

FIG.331A



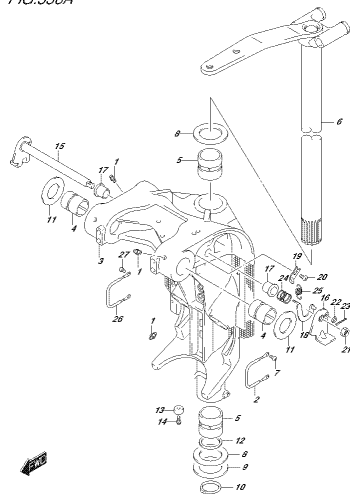
DKR04AP\_001\_016\_004  
KEYLESS/START

FIG.335A



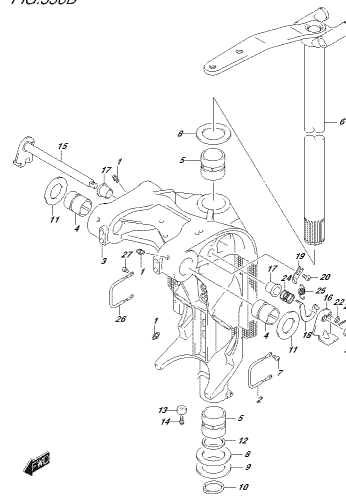
DKR04AP\_001\_016\_009  
CLAMP BRACKET

FIG.336A



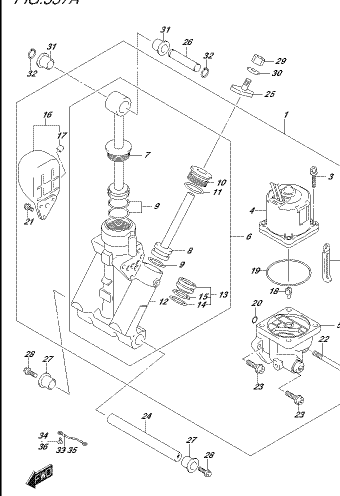
DKR04AP\_001\_016\_009  
SWIVEL BRACKET

FIG.336B



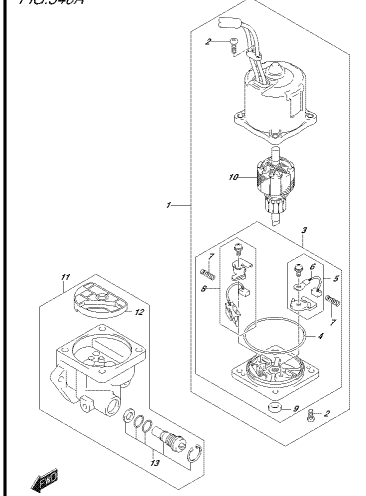
DKR04AP\_001\_016\_009  
SWIVEL BRACKET

FIG.337A



DKR04AP\_001\_016\_009  
TRACK CLEANER

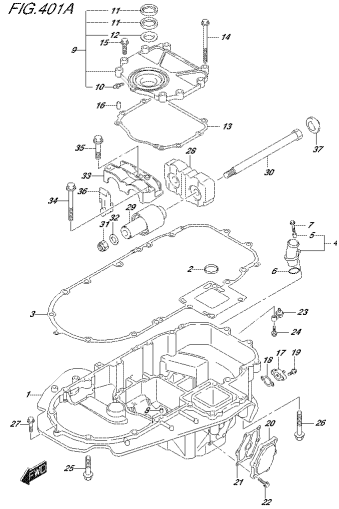
FIG.340A



DKR04AP\_001\_016\_009  
PIT MOTOR

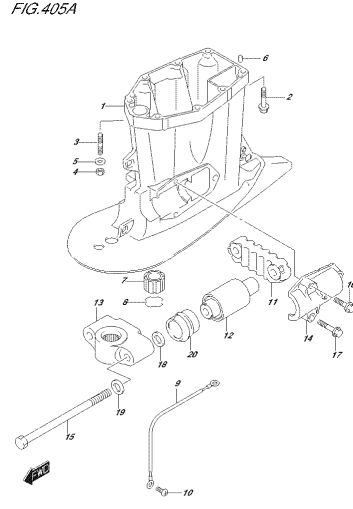


FIG. 401A



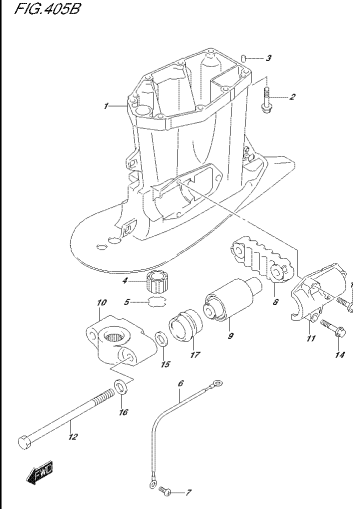
DKR30AP, 401L, 516, 601A  
ENGINE HOUSING

FIG. 405A



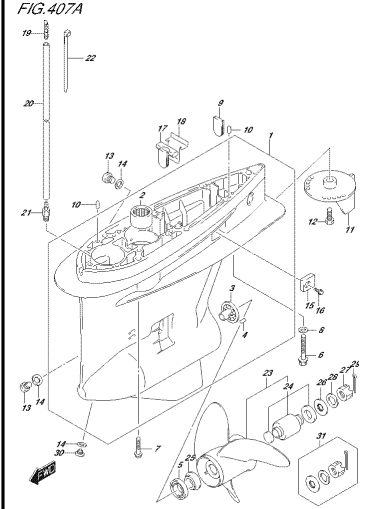
DKR30AP, 401L, 516, 601A  
ENGINE HOUSING

FIG. 405B



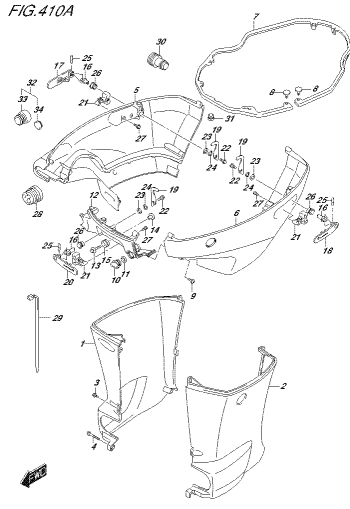
DKR30AP, 401L, 516, 601B  
ENGINE HOUSING

FIG. 407A



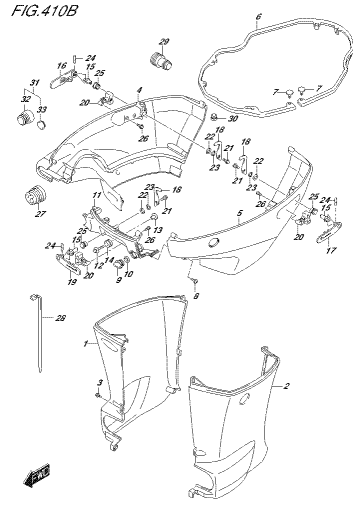
DKR30AP, 401L, 516, 601A  
SEAFOUR

FIG. 410A



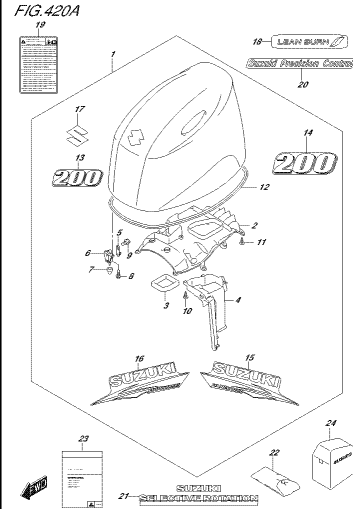
DKR30AP, 401L, 516, 601A  
SIDE COVER

FIG. 410B



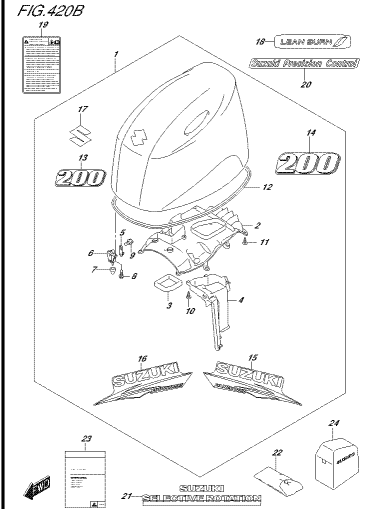
DKR30AP, 401L, 516, 601B  
SIDE COVER

FIG. 420A



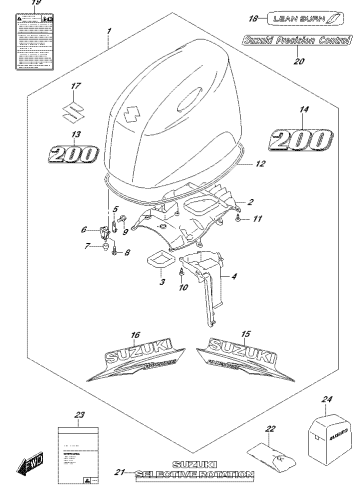
DKR30AP, 401L, 516, 601A  
ENGINE COVER

FIG. 420B



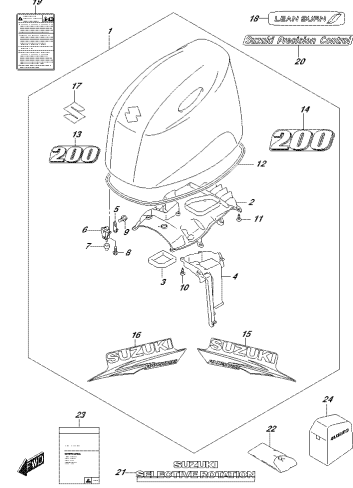
DKR30AP, 401L, 516, 601B  
ENGINE COVER

FIG.420C



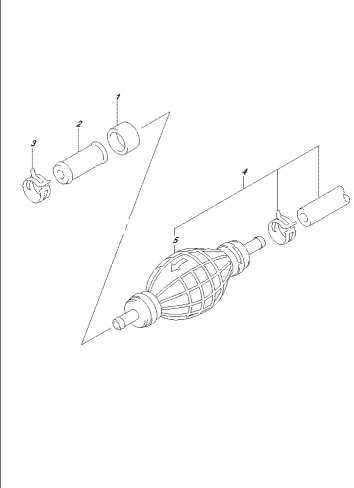
DKR04P\_EPL\_016\_420C  
ENGINE COVER

FIG.420D



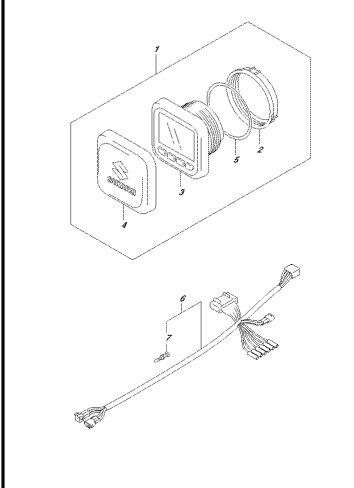
DKR04P\_EPL\_016\_420D  
ENGINE COVER

FIG.430A



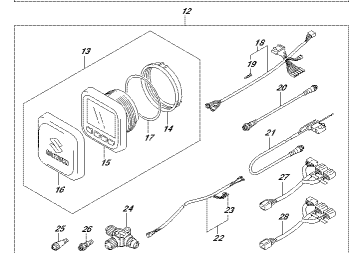
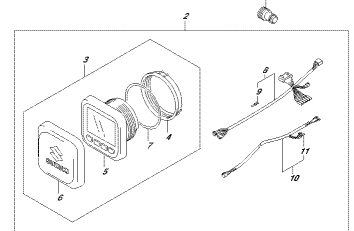
DKR04P\_EPL\_016\_430A  
PROP. NUT

FIG.460A



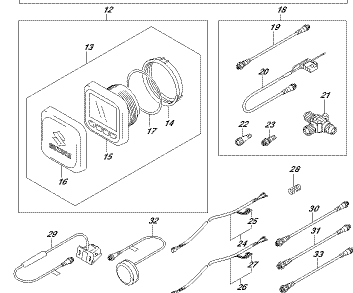
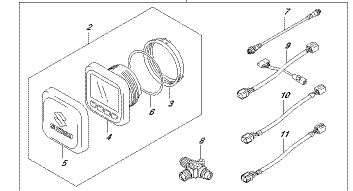
DKR04P\_EPL\_016\_460A  
TRIM CBL

FIG.502A



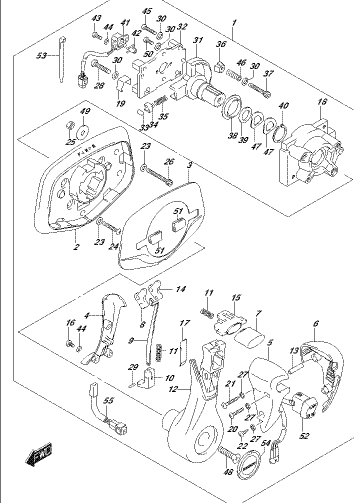
DKR04P\_EPL\_016\_S01A  
OPT-NEEVA (1)

FIG.503A



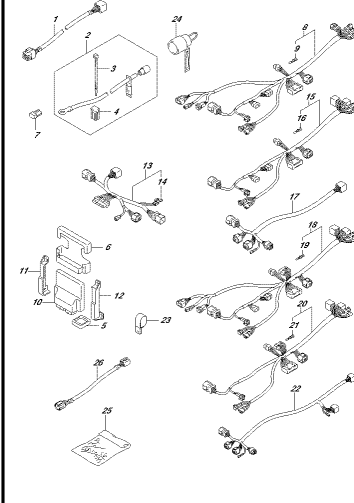
DKR04P\_EPL\_016\_S01A  
OPT-NEEVA (2)

FIG.520A



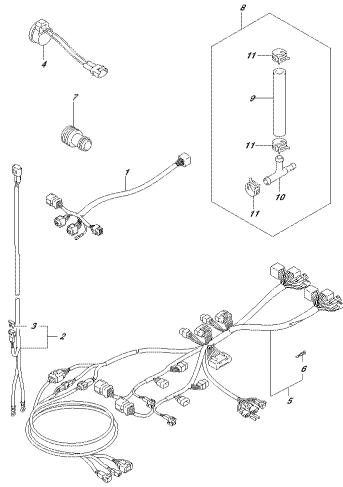
DKR04P\_EPL\_016\_S01A  
OPT-FELLSHACHT REARBOX

FIG.522A



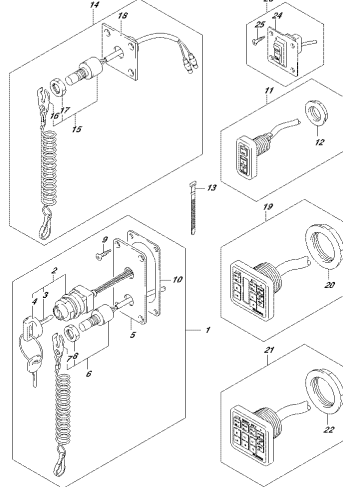
DKR04P\_EPL\_016\_S01A  
OPT-HARNESS (1)

FIG.523A



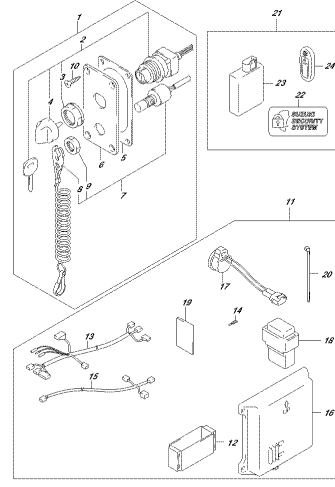
DKR04AP\_001\_016\_S&M  
OPT. HANDLE SET

FIG.530A



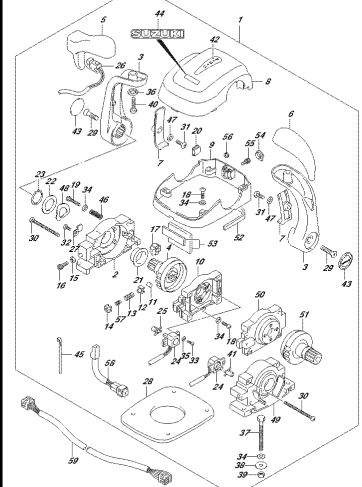
DKR04AP\_001\_016\_S&M  
OPT. HANDLE SET

FIG.535A



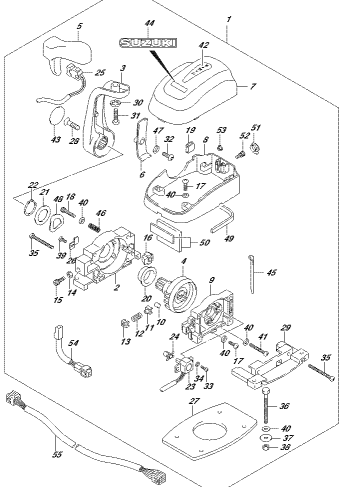
DKR04AP\_001\_016\_S&M  
OPT. KEY LESS START

FIG.540A



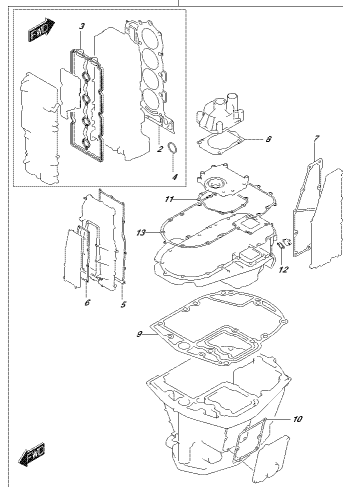
DKR04AP\_001\_016\_S&M  
OPT. REMOTE CONTROL ASSY DUAL

FIG.543A



DKR04AP\_001\_016\_S&M  
OPT. REMOTE CONTROL ASSY SINGLE

FIG.585A



DKR04AP\_001\_016\_S&M  
OPT. GRAB SET

FIG.111A

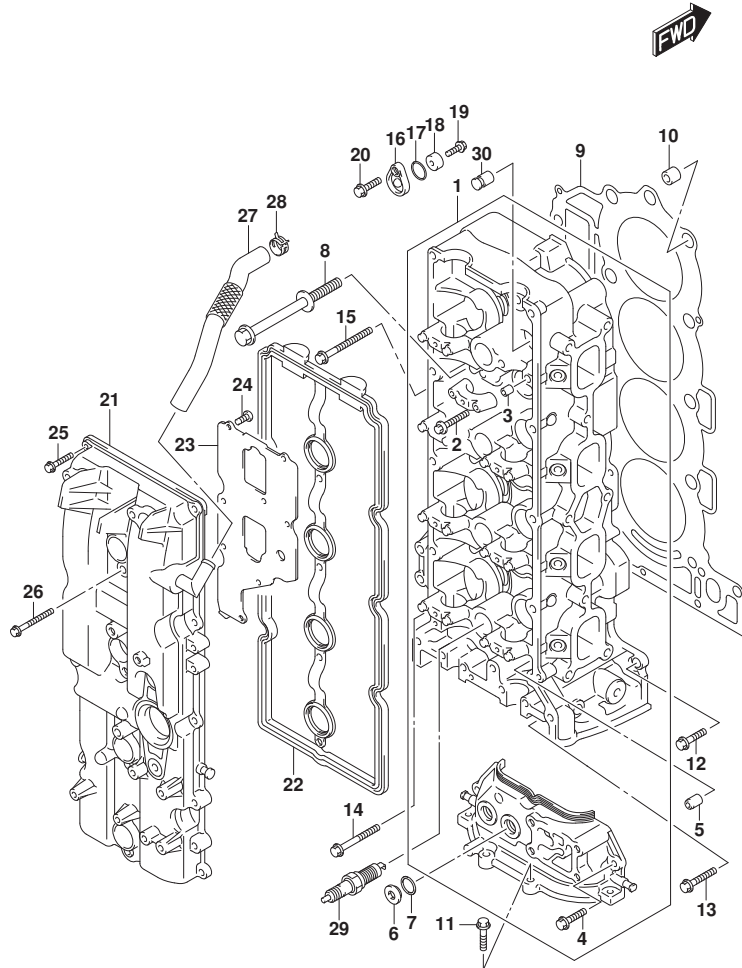
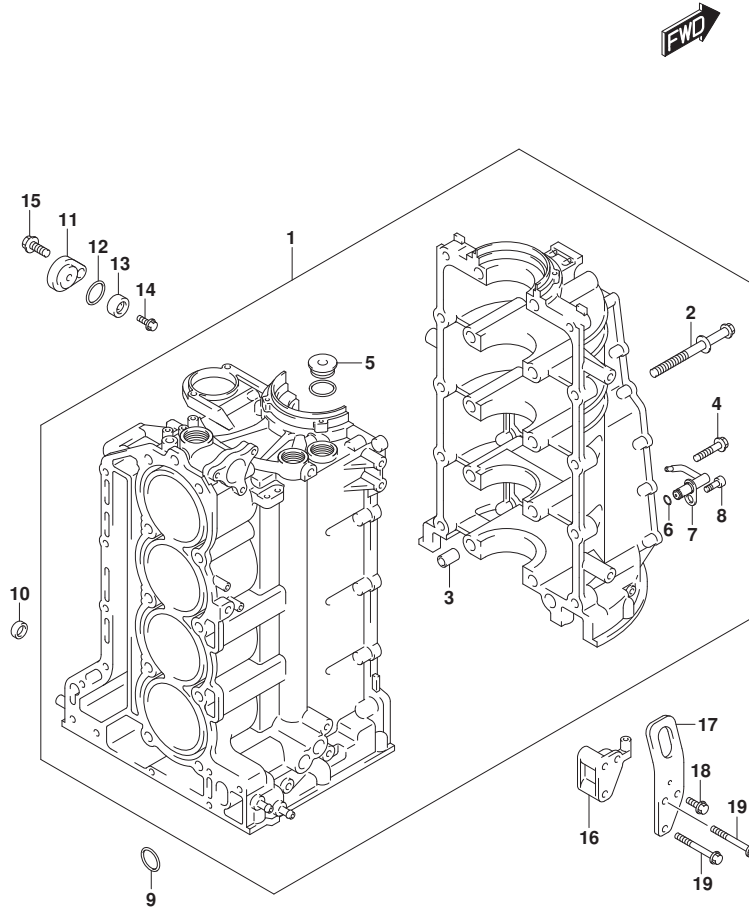


FIG.111A (1-B-2) CYLINDER HEAD

REF NO.	PART NO.	DESCRIPTION	Q'TY	REMARKS
1	11100-96L00	HEAD ASSY, CYLINDER	1	
2	09103-06266	.BOLT (6X40)	20	
3	09206-08001	.PIN (8X11)	18	
4	01547-06207	.BOLT	2	
5	11112-84400	PLUG, OIL VENTURI	1	
6	11116-93J01	PLUG	2	
7	09168-16009	GASKET (16X22X0.8)	2	
8	11119-96J00	BOLT, CYL HEAD	10	
9	11141-96L00	GASKET, CYLINDER HEAD	1	
10	09206-15001	PIN (12.4X15X17)	2	
11	01550-08257	BOLT	4	
12	01550-08257	BOLT	1	
13	01550-0835A	BOLT	2	
14	01550-08457	BOLT	1	
15	01550-08607	BOLT	6	
16	11261-93J00	COVER, PROTECTION ANODE	3	
17	09280-22019	O RING (D:1.9,ID:21.8)	3	
18	55321-87J00	ANODE, PROTECTION	3	
19	09103-06281	BOLT (6X14)	3	
20	01550-08207	BOLT	3	
21	11170-96J11	COVER, CYLINDER HEAD	1	
22	11189-96J00	GASKET, CYLINDER HEAD COVER	1	
23	11173-96J00	PLATE, BREATHER	1	
24	02112-0612A	SCREW	8	
25	01547-06257	BOLT	10	
26	01547-06507	BOLT	4	
27	11174-96J00	HOSE, BREATHER	1	
28	09401-18410	CLIP	1	
29	09482-00649	SPARK PLUG (LKR6E)	4	NGK
30	11115-93J10-001	GUIDE, VALVE (OS)	16	OPT

FIG.113A

FIG.113A (1-B-3) CYLINDER BLOCK



REF NO.	PART NO.	DESCRIPTION	Q'TY	REMARKS
1	11300-96L00	BLOCK ASSY, CYLINDER	1	
2	11117-96J01	.BOLT, CRANKCASE (11X128)	10	
3	09206-14004	.PIN (14X11.4X23)	5	
4	09103-10284	.BOLT (10X45)	10	
5	09248-26001	.PLUG (26X11)	4	
6	09280-05007	.O RING (D:1.2,ID:4.7)	4	
7	11390-96J00	.JET, PISTON COOLING	4	
8	09106-06075	.BOLT (6X12)	4	
9	11318-96J00	O RING, BALANCER OIL GALLERY	1	
10	09329-14002	CUSHION	2	
11	11261-93J00	COVER, PROTECTION ANODE	1	
12	09280-22019	O RING (D:1.9,ID:21.8)	1	
13	55321-87J00	ANODE, PROTECTION	1	
14	09103-06281	BOLT (6X14)	1	
15	01550-08207	BOLT	1	
16	11294-96J00	BRACKET, STBD HOOK	1	
17	11291-96J00	HOOK, ENGINE STBD	1	
18	01550-08167	BOLT	1	
19	01550-08557	BOLT	2	

FIG.116A

FIG.116A (1-B-4) CRANKSHAFT

REF NO.	PART NO.	DESCRIPTION	Q'TY	REMARKS
1	12111-96L00-0B0	PISTON	4	
2	12140-96J00	RING SET, PISTON	4	
3	12151-96J00	PIN, PISTON	4	
4	12160-96L00	CONNROD ASSY	4	
5	04221-04089	.PIN	8	
6-1	12100-96811-0A0	BEARING SET, CONNROD (GREEN)	4	
6-2	12100-96811-025	BEARING SET, CONNROD (US:0.25)	4	OPT
		(RED)		
7	12221-96J10	CRANKSHAFT	1	
8-1	12340-96J01-0B0	BEARING SET, CRANKSHAFT	5	
		(BLACK)		
8-2	12340-96J01-0C0	BEARING SET, CRANKSHAFT (NON)	5	
8-3	12340-96J01-0D0	BEARING SET, CRANKSHAFT	5	
		(YELLOW)		
8-4	12340-96J01-0E0	BEARING SET, CRANKSHAFT (BLUE)	5	
8-5	12340-96J01-0F0	BEARING SET, CRANKSHAFT (PINK)	5	
8-6	12300-96811-0BA	BEARING SET, CRANKSHAFT	5	OPT
		(RED/BLACK)		US:0.25
8-7	12300-96811-0CA	BEARING SET, CRANKSHAFT	5	OPT
		(RED)		US:0.25
8-8	12300-96811-0DA	BEARING SET, CRANKSHAFT	5	OPT
		(RED/YELLOW)		US:0.25
8-9	12300-96811-0EA	BEARING SET, CRANKSHAFT	5	OPT
		(RED/BLUE)		US:0.25
8-10	12300-96811-0FA	BEARING SET, CRANKSHAFT	5	OPT
		(RED/PINK)		US:0.25
9-1	12300-85830	BEARING SET, CRANK THRUST	1	
9-2	12300-85830-012	BEARING SET, CRANK THRUST	1	OPT
		(OS:0.12)		
10	12242-96J00	GEAR, DRIVE (NT:30)	1	
11	09103-10229	BOLT (10X32)	1	
12	09160-10120	WASHER (10X42X3)	1	
13	09283-91001	OIL SEAL (91X109X10)	1	
14	12100-96L00-050	PISTON SET (OS:0.50)	4	OPT
15	12140-96J00-050	.RING SET, PISTON (OS:0.50)	4	OPT

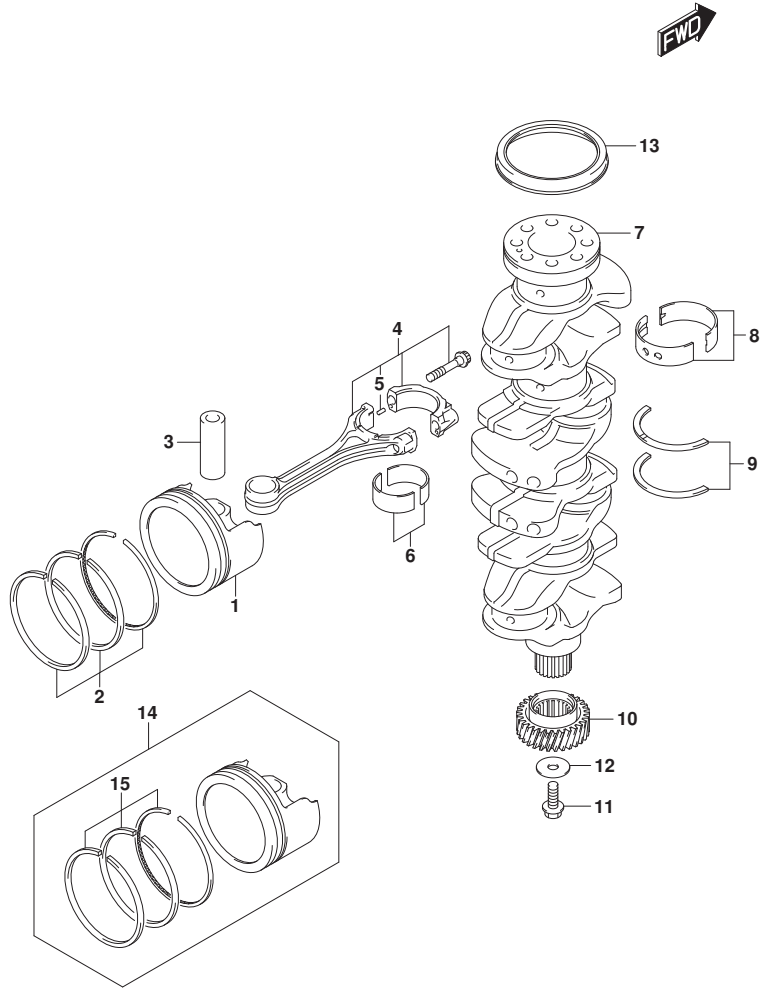


FIG.118A

FIG.118A (1-B-5) BALANCER

REF NO.	PART NO.	DESCRIPTION	Q'TY	REMARKS
1	11330-96J10	COVER, BALANCER SHAFT	1	
2	11332-96J00	GASKET, BALANCER COVER	1	
3	01550-06257	BOLT	15	
4	11340-96J00	COVER, BALANCER WATER JACKET	1	
5	11342-96J00	GASKET, BAL WTR JACKET COVER	1	
6	01550-06257	BOLT	8	
7	11382-93J00	CAP, OIL FILLER	1	
8	09280-26006	O RING (D:3.1,ID:26.4)	1	
9	12600-96J01	HOUSING ASSY, BALANCER	1	
10	12643-96J00	.BOLT	6	
11	12644-96J00	.WASHER	6	
12	04211-11129	.PIN	4	
13	09246-05006	.PLUG (1/8PT,H:5.5)	2	
14	12660-96J20	BALANCER, PORT	1	
15	12645-96J00	BEARING, BALANCER	8	
16	12650-96J20	BALANCER, STBD	1	
17	12665-96J00	SPROCKET, BAL DRIVEN (NT:23)	1	
18	01550-1020A	BOLT	1	
19	04221-04089	PIN	1	
20	09103-08414	BOLT (8X53)	2	
21	09103-08423	BOLT (8X80)	4	
22	04211-11129	PIN	2	
23	12662-96J00	SPROCKET, BAL DRIVE (NT:46)	1	
24	09202-05032	PIN (5X12)	1	
25	12670-96J00	CHAIN, BALANCER	1	
26	12671-96J01	TENSIONER, BALANCER CHAIN	1	
27	12672-96J01	BOLT, BAL CHAIN TENSIONER	1	
28	09160-08079	WASHER (8X17X2)	1	
29	12673-96J00	SPRING, BAL CHAIN TENSIONER	1	
30	12695-96J00	GUIDE, BALANCER CHAIN	1	
31	01550-0825A	BOLT	2	
32	09103-08158	BOLT (8X75)	1	
33	09160-10039	WASHER (10.5X22X2.3)	1	

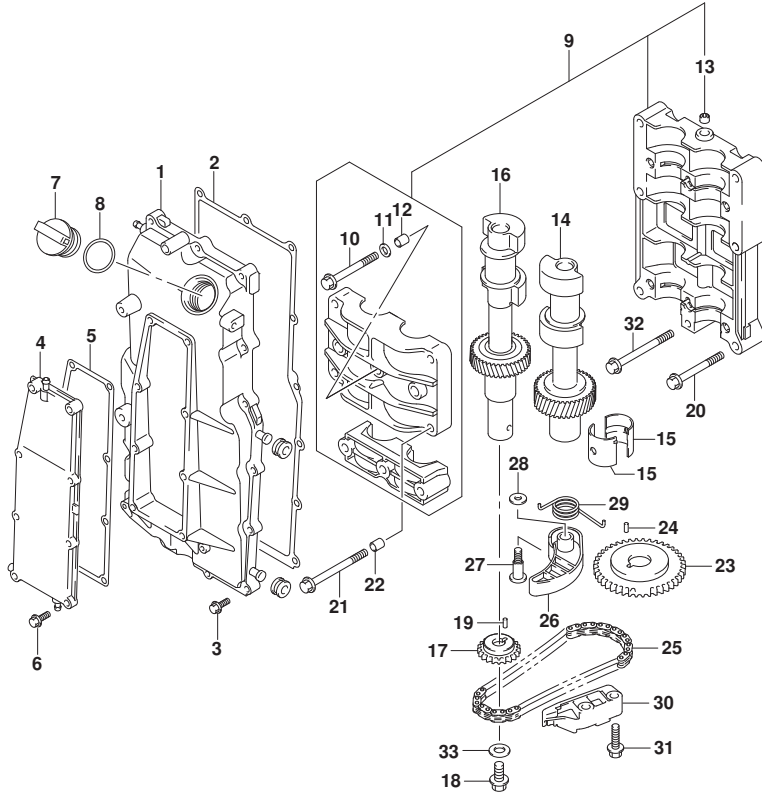


FIG.119A

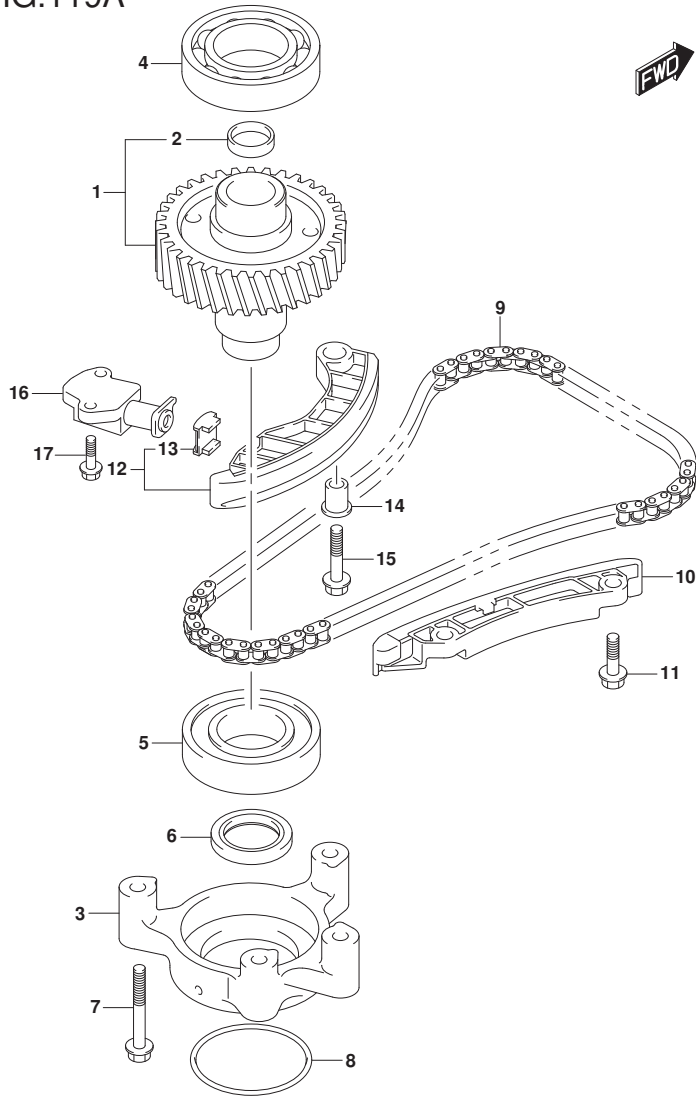


FIG.119A (1-B-6) TIMING CHAIN

REF NO.	PART NO.	DESCRIPTION	Q'TY	REMARKS
1	12730-96J01	GEAR, DRIVEN (NT:36)	1	
2	09241-25005	.PLUG (OD:25)	1	
3	12734-96J00	HOLDER, DRIVEN GEAR	1	
4	08110-62080	BEARING	1	
5	09262-40018	BEARING (40X80X18)	1	
6	09283-32044	OIL SEAL (32X47X6)	1	
7	09103-08339	BOLT (8X55)	4	
8	09280-70012	O RING (D:5.7,ID:69.6)	1	
9	12761-96J00	CHAIN, TIMING	1	
10	12772-96J00	GUIDE, TIMING CHAIN	1	
11	01550-0825A	BOLT	2	
12	12810-96J00	TENSIONER ASSY, TIMING CHAIN	1	
13	12813-73G00	.PAD, TIMING CHAIN TENSIONER	1	
14	12812-90J00	SPACER, TIMING CHAIN TENSIONER	1	
15	01550-0835A	BOLT	1	
16	12831-93J01	ADJUSTER ASSY, TENSIONER	1	
17	01550-0620A	BOLT	2	



FIG.121A

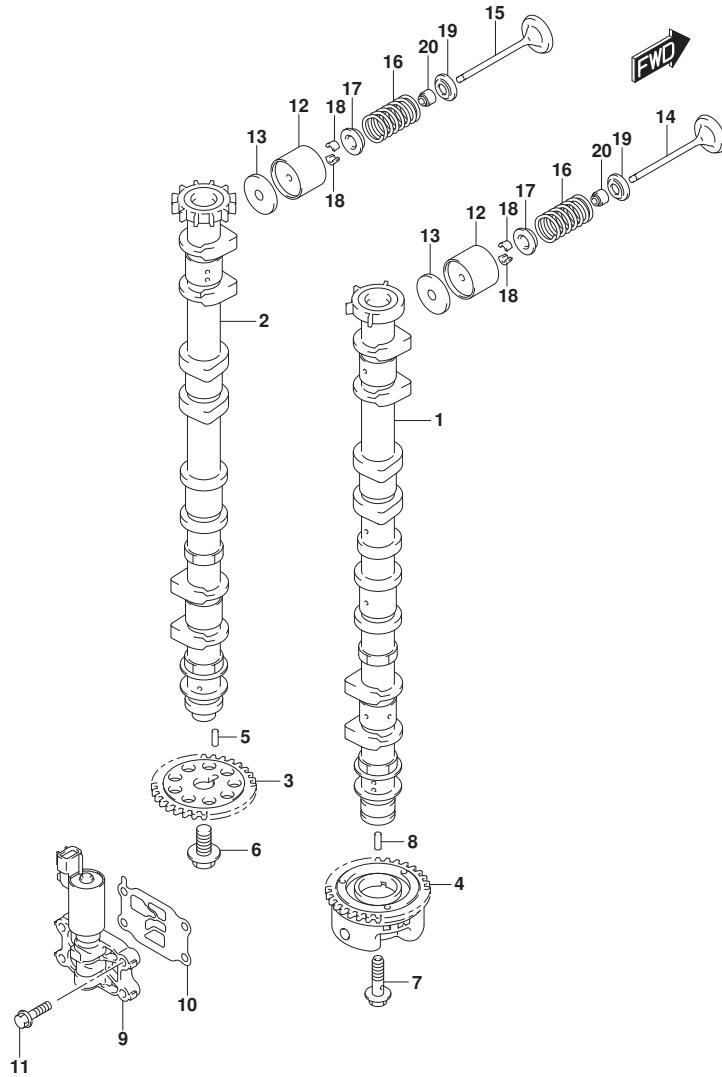


FIG.121A (1-B-7) CAMSHAFT

REF NO.	PART NO.	DESCRIPTION	Q'TY	REMARKS
1	12701-96L00	CAMSHAFT, INTAKE	1	
2	12705-96J50	CAMSHAFT, EXHAUST	1	
3	12748-96J00	SPROCKET, EXH CAMSHAFT (NT:30)	1	
4	12740-96J00	SPROCKET ASSY, CAM TIMING (NT:30)	1	
5	09202-05033	PIN (5X14.8)	1	
6	12749-93J00	BOLT, CAMSHAFT EXH	1	
7	12753-93J00	BOLT, INTAKE CAMSHAFT	1	
8	09202-05032	PIN (5X12)	1	
9	16550-93J00	VALVE, OIL CONTROL	1	
10	16555-93J00	GASKET, OCV	1	
11	01550-06257	BOLT	4	
12	12891-93J00	TAPPET	16	
13-1	12892-93J00-218	SHIM, TAPPET (T:2.175)	16	
13-2	12892-93J00-220	SHIM, TAPPET (T:2.200)	16	
13-3	12892-93J00-223	SHIM, TAPPET (T:2.225)	16	
13-4	12892-93J00-225	SHIM, TAPPET (T:2.250)	16	
13-5	12892-93J00-228	SHIM, TAPPET (T:2.275)	16	
13-6	12892-93J00-230	SHIM, TAPPET (T:2.300)	16	
13-7	12892-93J00-233	SHIM, TAPPET (T:2.325)	16	
13-8	12892-93J00-235	SHIM, TAPPET (T:2.350)	16	
13-9	12892-93J00-238	SHIM, TAPPET (T:2.375)	16	
13-10	12892-93J00-240	SHIM, TAPPET (T:2.400)	16	
13-11	12892-93J00-243	SHIM, TAPPET (T:2.425)	16	
13-12	12892-93J00-245	SHIM, TAPPET (T:2.450)	16	
13-13	12892-93J00-248	SHIM, TAPPET (T:2.475)	16	
13-14	12892-93J00-250	SHIM, TAPPET (T:2.500)	16	
13-15	12892-93J00-253	SHIM, TAPPET (T:2.525)	16	
13-16	12892-93J00-255	SHIM, TAPPET (T:2.550)	16	
13-17	12892-93J00-258	SHIM, TAPPET (T:2.575)	16	
13-18	12892-93J00-260	SHIM, TAPPET (T:2.600)	16	
13-19	12892-93J00-263	SHIM, TAPPET (T:2.625)	16	
13-20	12892-93J00-265	SHIM, TAPPET (T:2.650)	16	
13-21	12892-93J00-268	SHIM, TAPPET (T:2.675)	16	

FIG.121A

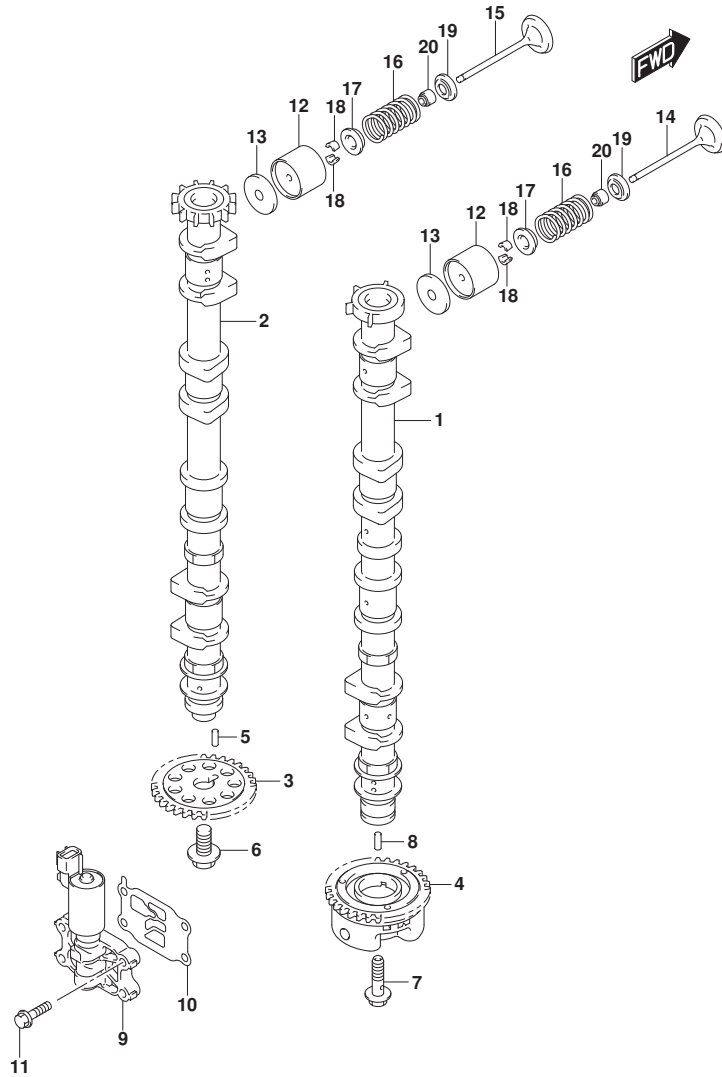


FIG.121A (1-B-8) CAMSHAFT

REF NO.	PART NO.	DESCRIPTION	Q'TY	REMARKS
13-22	12892-93J00-270	SHIM, TAPPET (T:2.700)	16	
13-23	12892-93J00-273	SHIM, TAPPET (T:2.725)	16	
13-24	12892-93J00-275	SHIM, TAPPET (T:2.750)	16	
13-25	12892-93J00-278	SHIM, TAPPET (T:2.775)	16	
13-26	12892-93J00-280	SHIM, TAPPET (T:2.800)	16	
13-27	12892-93J00-283	SHIM, TAPPET (T:2.825)	16	
13-28	12892-93J00-285	SHIM, TAPPET (T:2.850)	16	
13-29	12892-93J00-288	SHIM, TAPPET (T:2.875)	16	
13-30	12892-93J00-290	SHIM, TAPPET (T:2.900)	16	
13-31	12892-93J00-293	SHIM, TAPPET (T:2.925)	16	
13-32	12892-93J00-295	SHIM, TAPPET (T:2.950)	16	
13-33	12892-93J00-298	SHIM, TAPPET (T:2.975)	16	
13-34	12892-93J00-300	SHIM, TAPPET (T:3.000)	16	
14	12911-98J00	VALVE, INTAKE	8	
15	12915-93J50	VALVE, EXHAUST	8	
16	12921-93J10	SPRING, VALVE	16	
17	12931-78G00	RETAINER, VALVE SPRING	16	
18	12932-24400	COTTER, VALVE	32	
19	12933-69G10	SEAT, VALVE SPRING	16	
20	09289-05012	OIL SEAL (5.5X11.5X9.3)	16	

FIG.123A

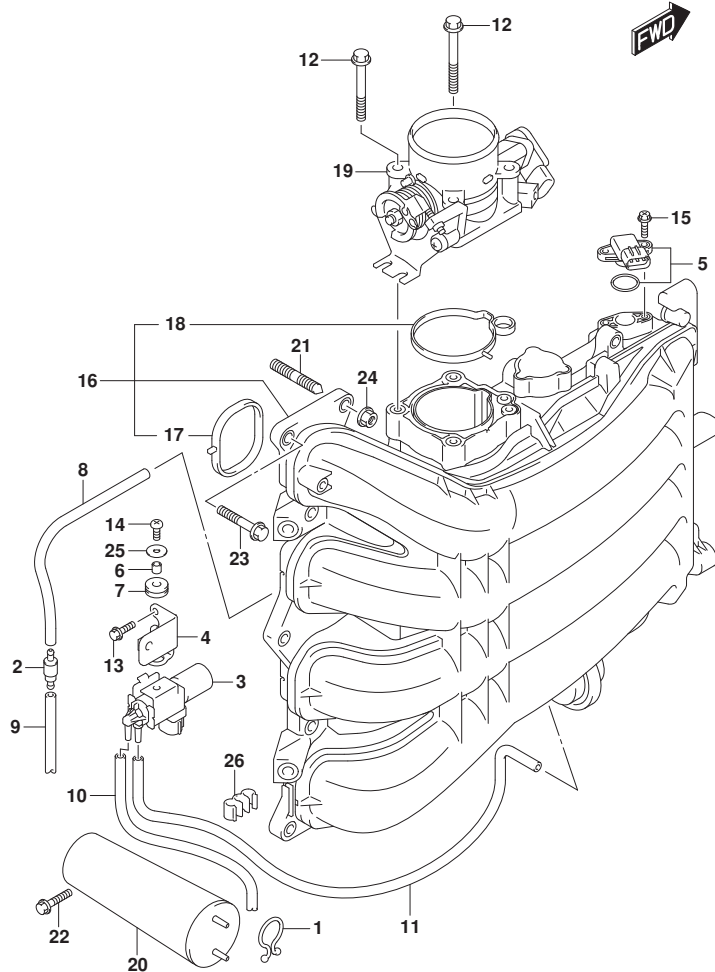


FIG.123A (1-B-9) INTAKE MANIFOLD/THROTTLE BODY

REF NO.	PART NO.	DESCRIPTION	Q'TY	REMARKS
1	09408-00008	CLIP (ID:20)	1	
2	13162-93J00	VALVE, CHECK	1	
3	18117-93J00	VALVE, VACUUM SWITCHING	1	
4	18119-96L00	BRACKET, VACUUM SW VALVE	1	
5	18590-68H00	SENSOR, MAP	1	
6	09180-05047	SPACER (5.5X8X7.5)	1	
7	09320-07015	CUSHION	1	
8	09355-35754-601	HOSE (3.5X7.5X601)	1	L:601->250
9	09355-35754-601	HOSE (3.5X7.5X601)	1	L:601->250
10	09355-35754-601	HOSE (3.5X7.5X601)	1	L:601->470
11	09355-35754-601	HOSE (3.5X7.5X601)	1	L:601->600
12	01550-08607	BOLT	4	
13	01550-06167	BOLT	2	
14	02112-05127	SCREW	1	
15	02162-05207	SCREW	2	
16	13110-96J10	MANIFOLD, INTAKE	1	
17	13119-96J00	.GASKET, INTAKE MANIFOLD	4	
18	13125-96J00	.GASKET, THROTTLE BODY	1	
19	13300-96J10	BODY ASSY, THROTTLE	1	
20	13730-96J01	CHAMBER, VACUUM	1	
21	01421-08257	STUD BOLT	2	
22	01550-06257	BOLT	2	
23	01550-08307	BOLT	8	
24	08316-10087	NUT	2	
25	09160-05045	WASHER (5.5X18X1)	1	
26	09408-00035	CLIP	1	

FIG.135A

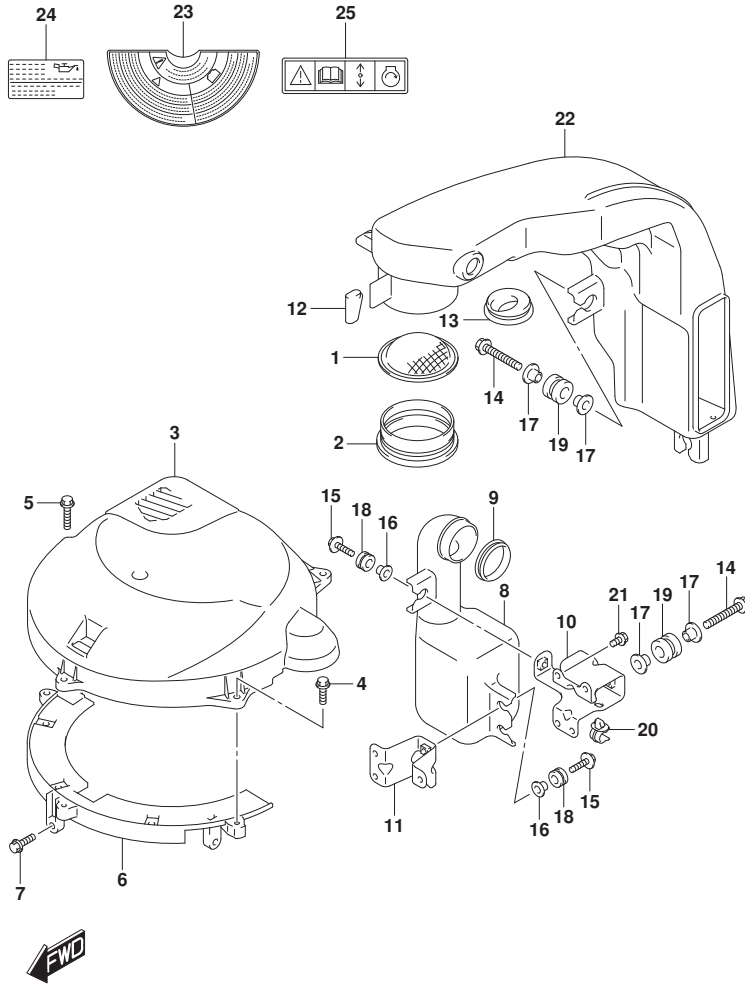


FIG.135A (1-B-10) SILENCER/RING GEAR COVER (DF200AP E01)

REF NO.	PART NO.	DESCRIPTION	Q'TY	REMARKS
1	13710-96J00	ARRESTER, FLAME	1	
2	13813-96J00	HOLDER, ARRESTER	1	
3	11510-96L00	COVER, RING GEAR UPPER	1	
4	01550-06207	BOLT	3	
5	01550-06307	BOLT	1	
6	11510-96J04	COVER, RING GEAR UNDER	1	
7	01550-06207	BOLT	2	
8	13761-96L00	RESONATOR	1	
9	13766-96L00	GROMMET, RESONATOR	1	
10	13822-96L00	BRACKET, SILENCER	1	
11	13823-96L00	BRACKET, RESONATOR	1	
12	13852-96L00	CUSHION, SILENCER	1	
13	13853-96L00	GROMMET, BREATHER HOSE	1	
14	09103-08543	BOLT (8X50)	2	
15	09116-06202	BOLT (6X25)	3	
16	09169-06062	WASHER	3	
17	09169-08042	WASHER	4	
18	09320-09016	CUSHION	3	
19	09320-12072	CUSHION	2	
20	09403-11320	CLAMP	1	
21	01550-06127	BOLT	4	
22	13811-96L00	SILENCER	1	
23	61472-93E40	LABEL, RECOIL STARTER	1	
24	61494-96J10	LABEL, OIL & CLEARANCE	1	
25	69711-93E10	LABEL, (S. I. G. P.)	1	

FIG.135B

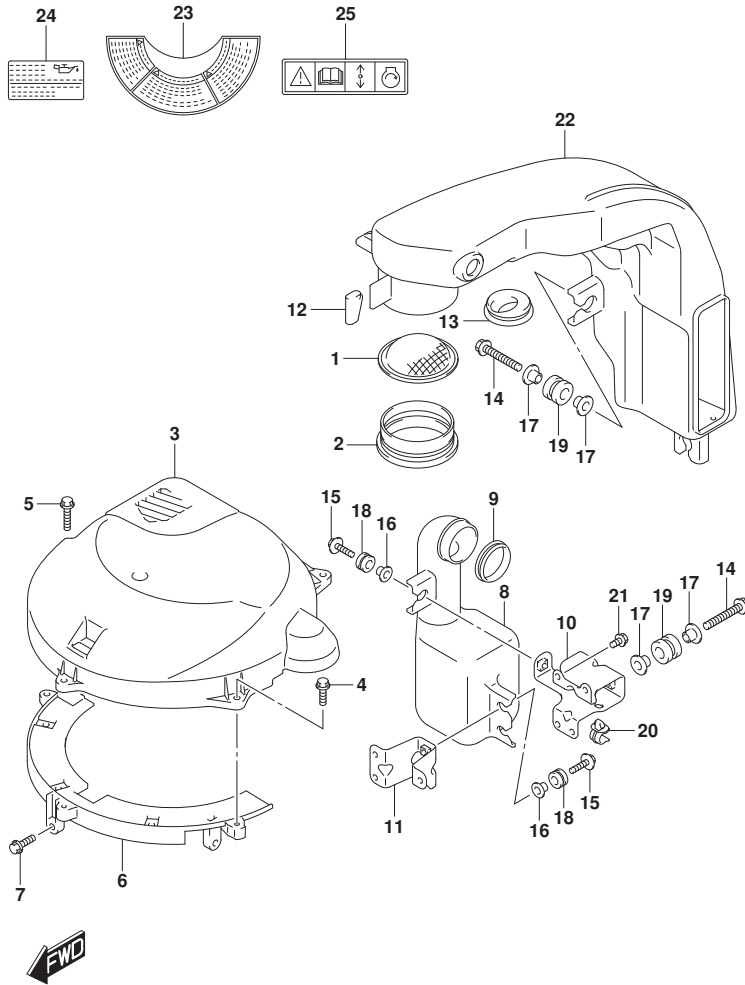


FIG.135B (1-B-11) SILENCER/RING GEAR COVER (DF200AP E40)

REF NO.	PART NO.	DESCRIPTION	Q'TY	REMARKS
1	13710-96J00	ARRESTER, FLAME	1	
2	13813-96J00	HOLDER, ARRESTER	1	
3	11510-96L00	COVER, RING GEAR UPPER	1	
4	01550-06207	BOLT	3	
5	01550-06307	BOLT	1	
6	11510-96J04	COVER, RING GEAR UNDER	1	
7	01550-06207	BOLT	2	
8	13761-96L00	RESONATOR	1	
9	13766-96L00	GROMMET, RESONATOR	1	
10	13822-96L00	BRACKET, SILENCER	1	
11	13823-96L00	BRACKET, RESONATOR	1	
12	13852-96L00	CUSHION, SILENCER	1	
13	13853-96L00	GROMMET, BREATHER HOSE	1	
14	09103-08543	BOLT (8X50)	2	
15	09116-06202	BOLT (6X25)	3	
16	09169-06062	WASHER	3	
17	09169-08042	WASHER	4	
18	09320-09016	CUSHION	3	
19	09320-12072	CUSHION	2	
20	09403-11320	CLAMP	1	
21	01550-06127	BOLT	4	
22	13811-96L00	SILENCER	1	
23	61472-93E32	LABEL, RECOIL STARTER	1	
24	61494-96J10	LABEL, OIL & CLEARANCE	1	
25	69711-93E10	LABEL, (S. I. G. P.)	1	

FIG.140A

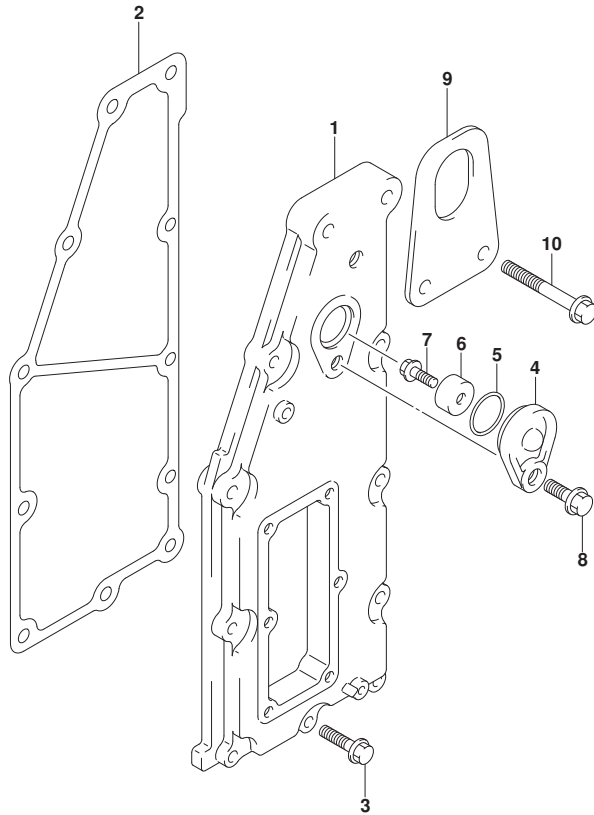


FIG.140A (1-B-12) EXHAUST COVER

REF NO.	PART NO.	DESCRIPTION	Q'TY	REMARKS
1	14141-96J00	COVER, EXHAUST	1	
2	14151-96J00	GASKET, EXH COVER	1	
3	01550-06307	BOLT	9	
4	11261-93J00	COVER, PROTECTION ANODE	1	
5	09280-22019	O RING (D:1.9,ID:21.8)	1	
6	55321-87J00	ANODE, PROTECTION	1	
7	09103-06281	BOLT (6X14)	1	
8	01550-08207	BOLT	1	
9	11292-96J00	HOOK, ENGINE PORT	1	
10	01550-08457	BOLT	2	



FIG.143A

FIG.143A (1-B-13) FUEL VAPOR SEPARATOR (DF200AP E01)

REF NO.	PART NO.	DESCRIPTION	Q'TY	REMARKS
1	15600-96J02	SEPARATOR, FUEL VAPOR	1	
2	13370-96J00	.VALVE, NEEDLE	1	
3	02142-0408B	.SCREW	1	
4	15200-96J00	.PUMP, FUEL	1	
5	15647-93J00	.BUSH	1	
6	15626-96J00	.SEAL	1	
7	15628-99E00	.SCREW (L:15)	5	
8	15629-99E10	.SCREW, DRAIN	1	
9	15641-96J00	.SPACER, FUEL PUMP	1	
10	15642-90J00	.FILTER, FUEL PUMP	1	
11	15650-96J00	.FLOAT	1	
12	13254-01010	.PIN, FLOAT	1	
13	02112-0408A	.SCREW	1	
14	15760-93J00	.REGULATOR	1	
15	02112-05107	.SCREW	1	
16	15683-87J00	.HOSE, DRAIN	1	
17	09169-08042	WASHER	6	
18	09320-12072	CUSHION	3	
19	01550-08357	BOLT	1	
20	01550-08407	BOLT	2	
21	15660-96J20	HOSE, EVAPORATION	1	
22	18498-99E00	.PROTECTOR, EVAP HOSE (L:760)	1	
23	09401-08412	.CLIP	2	
24	09352-50823-00B	.HOSE (5X8.2X2000)	1	L:2000->1000
25	09401-08412	CLIP	1	
26	09352-50823-600	HOSE (5X8.2X600)	1	L:600->45
27	09364-06010	UNION	1	
28	09403-13408	CLAMP	1	
29	09408-00008	CLIP (ID:20)	1	
30	09408-00078	CLAMP	1	

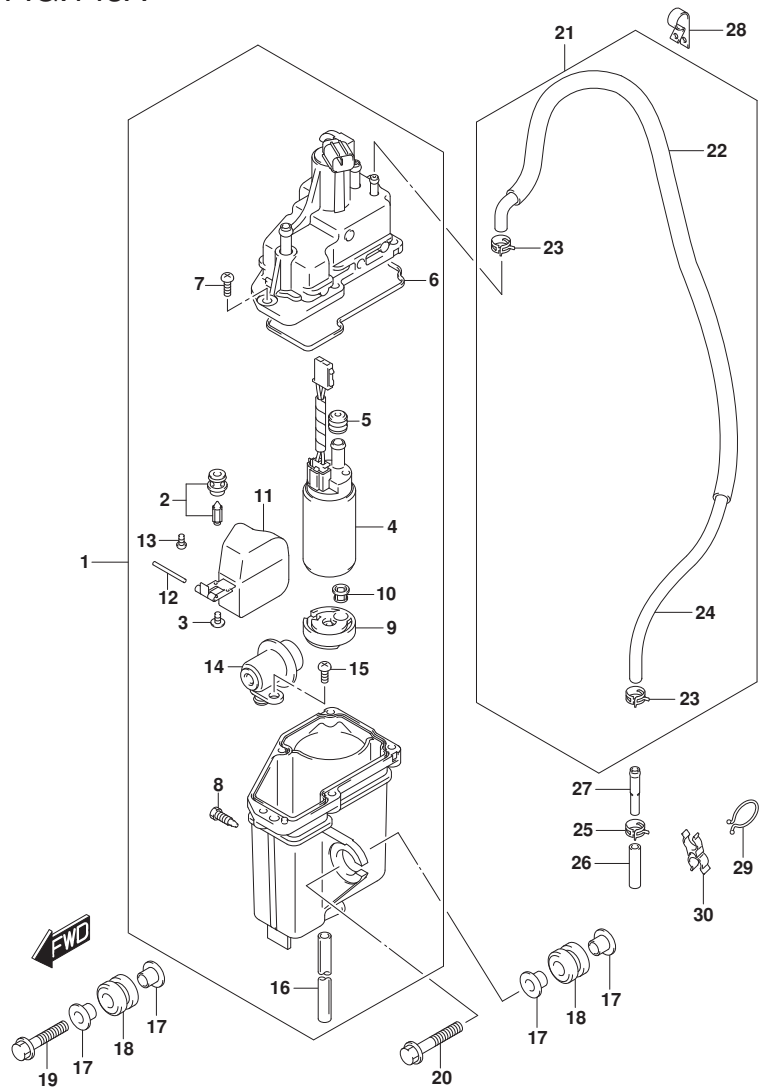


FIG.143B

FIG.143B (1-B-14) FUEL VAPOR SEPARATOR (DF200AP E40)

REF NO.	PART NO.	DESCRIPTION	Q'TY	REMARKS
1	15600-96J12	SEPARATOR, FUEL VAPOR	1	
2	13370-96J00	.VALVE, NEEDLE	1	
3	02142-0408B	.SCREW	1	
4	15200-96J10	.PUMP, FUEL	1	
5	15647-93J10	.BUSH	1	
6	15626-96J00	.SEAL	1	
7	15628-99E00	.SCREW (L:15)	5	
8	15629-99E10	.SCREW, DRAIN	1	
9	15641-96J00	.SPACER, FUEL PUMP	1	
10	15642-90J00	.FILTER, FUEL PUMP	1	
11	15650-96J00	.FLOAT	1	
12	13254-01010	.PIN, FLOAT	1	
13	02112-0408A	.SCREW	1	
14	15760-93J00	.REGULATOR	1	
15	02112-05107	.SCREW	1	
16	15683-87J00	.HOSE, DRAIN	1	
17	09169-08042	WASHER	6	
18	09320-12072	CUSHION	3	
19	01550-08357	BOLT	1	
20	01550-08407	BOLT	2	
21	15660-96J20	HOSE, EVAPORATION	1	
22	18498-99EC0	.PROTECTOR, EVAP HOSE (L:760)	1	
23	09401-08412	.CLIP	2	
24	09352-50823-00B	.HOSE (5X8.2X2000)	1	L:2000->1000
25	09401-08412	CLIP	1	
26	09352-50823-600	HOSE (5X8.2X600)	1	L:600->45
27	09364-06010	UNION	1	
28	09403-13408	CLAMP	1	
29	09408-00008	CLIP (ID:20)	1	
30	09408-00078	CLAMP	1	

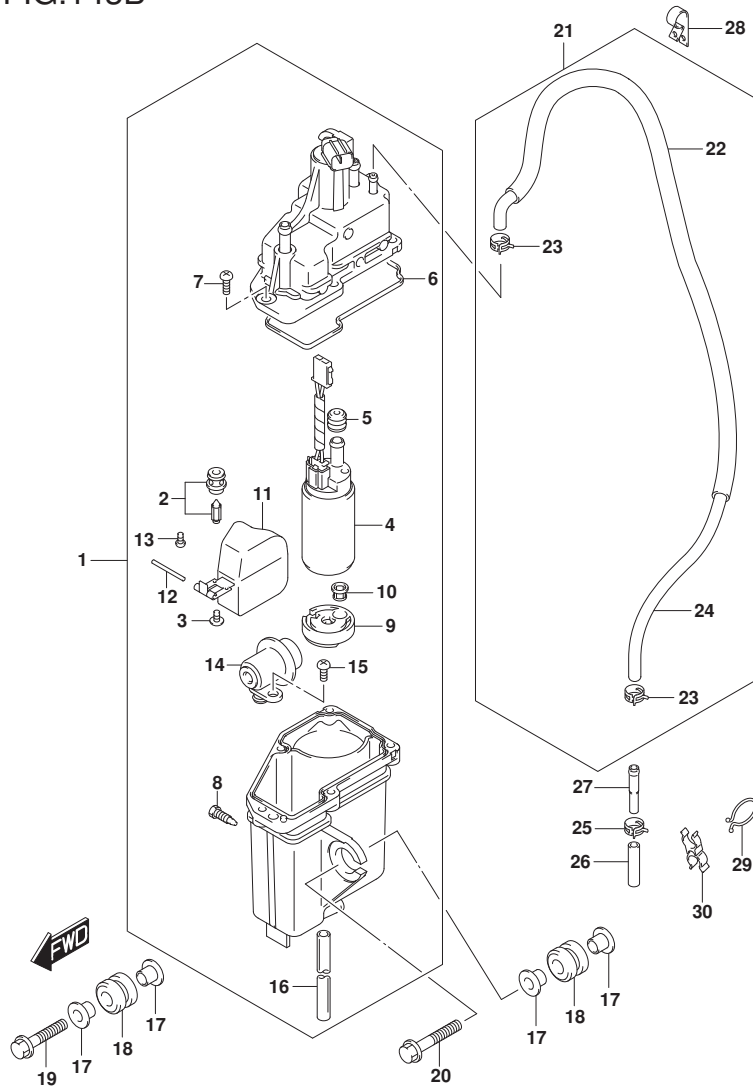




FIG.144A

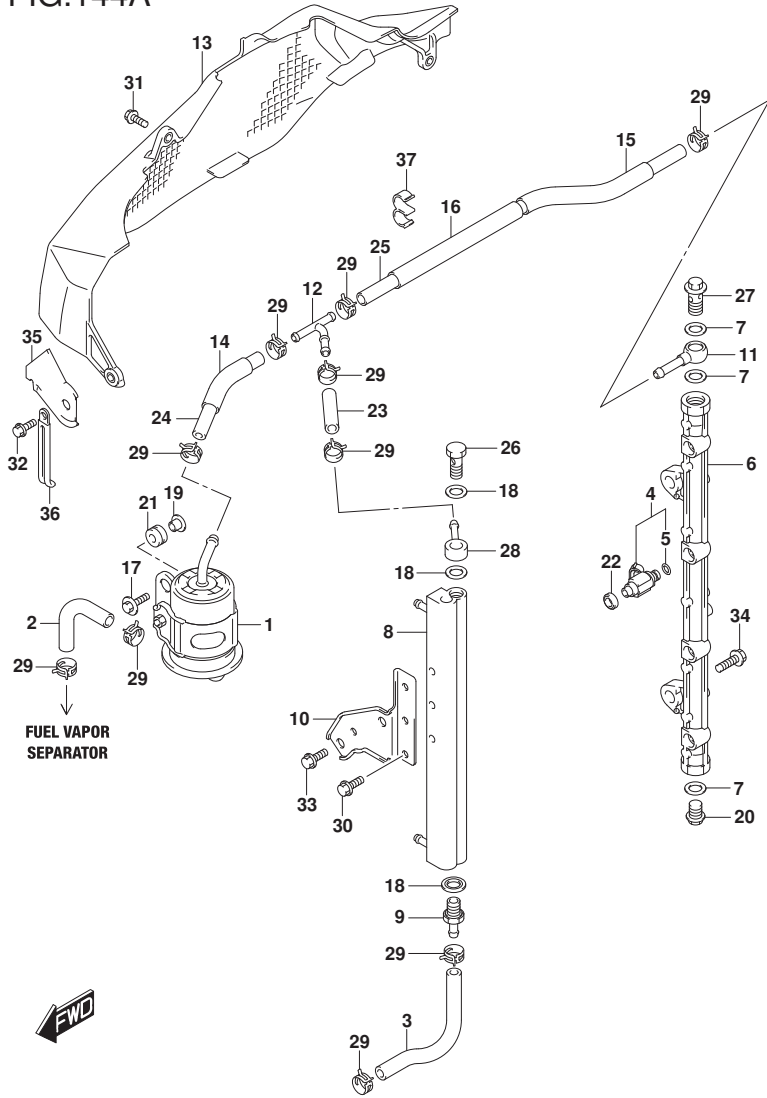


FIG.144A (1-B-15) FUEL INJECTOR (DF200AP E01)

REF NO.	PART NO.	DESCRIPTION	Q'TY	REMARKS
1	15440-96J01	FILTER, FUEL	1	
2	15681-87L00	HOSE (SEPARATOR TO FILTER)	1	
3	15681-96J11	HOSE (COOLER TO SEPARATOR)	1	
4	15710-96J00	INJECTOR ASSY, FUEL	4	
5	15717-16G00	.O RING	4	
6	15751-96J00	PIPE, DELIVERY	1	
7	15762-93J00	GASKET, DELIVERY PIPE	3	
8	15770-96J00	COOLER, FUEL	1	
9	15773-90J00	UNION, FUEL HOSE	1	
10	15790-96J00	BRACKET, FUEL COOLER	1	
11	15830-77EA0	UNION, DELIVERY PIPE	1	
12	15830-99E00	UNION, 3 WAY FUEL HOSE	1	
13	15851-96J11	GUARD, FUEL HOSE	1	
14	18498-99E20	PROTECTOR (15.4X18.4X450)	1	L:450->70
15	18498-93J00	PROTECTOR (15.4X18.4X340)	1	L:340->220
16	18498-99E20	PROTECTOR (15.4X18.4X450)	1	L:450->120
17	09116-06202	BOLT (6X25)	2	
18	09168-12013	GASKET (11.8X22X1.2)	3	
19	09169-06062	WASHER	2	
20	09247-14041	PLUG (14X14)	1	
21	09320-08501	CUSHION	2	
22	09320-08062	CUSHION	4	
23	09343-75001-600	HOSE (7.5X13.5X600)	1	L:600->50
24	09343-75001-600	HOSE (7.5X13.5X600)	1	L:600->120
25	09343-75001-600	HOSE (7.5X13.5X600)	1	L:600->430
26	09360-12008	UNION	1	
27	09360-14009	UNION	1	
28	09363-08004	UNION	1	
29	09401-11425	CLIP	10	
30	01550-06127	BOLT	3	
31	01550-06127	BOLT	1	
32	01550-06167	BOLT	2	
33	01550-08167	BOLT	2	
34	01550-08257	BOLT	2	

FIG.144A

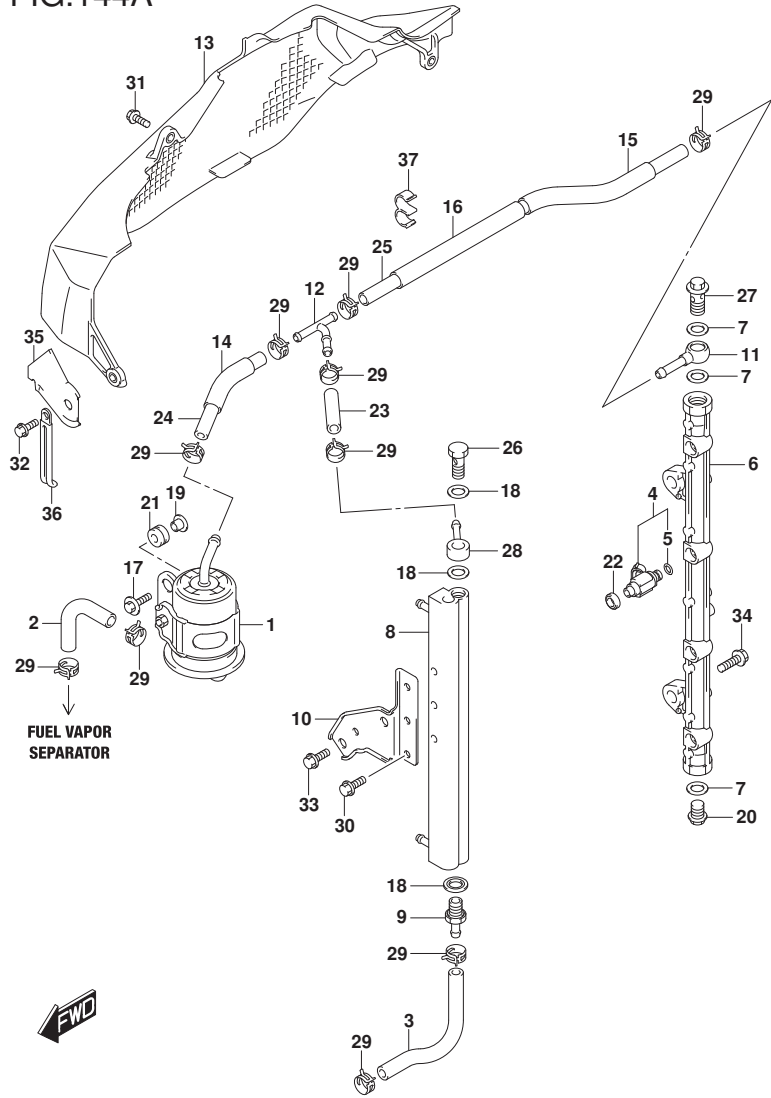
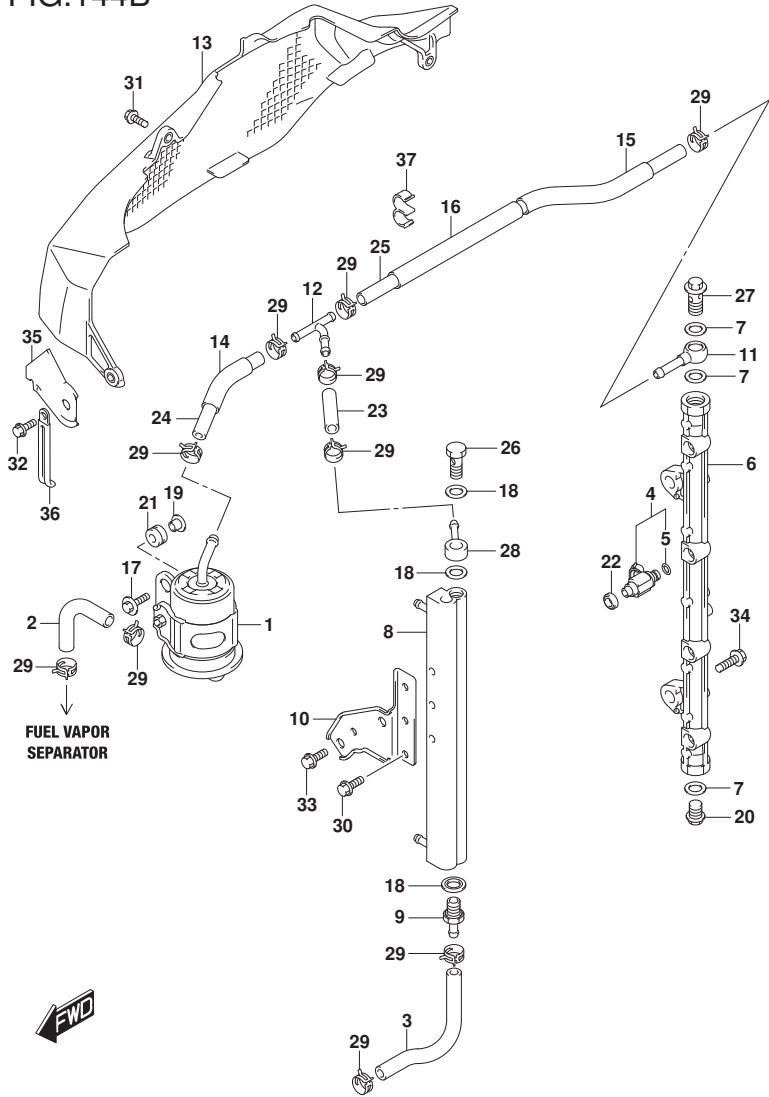


FIG.144A (1-C-2) FUEL INJECTOR (DF200AP E01)

REF NO.	PART NO.	DESCRIPTION	Q'TY	REMARKS
35	15852-96J00	GUIDE, FUEL HOSE GUARD	1	
36	29404-93J20	CLAMP, FUEL HOSE GUARD	1	
37	09408-00320	CLAMP, FUEL HOSE	1	

FIG.144B



DF200AP\_E01\_015\_144B  
FUEL INJECTOR

FIG.144B (1-C-3) FUEL INJECTOR (DF200AP E40)

REF NO.	PART NO.	DESCRIPTION	Q'TY	REMARKS
1	15440-96J11	FILTER, FUEL	1	
2	15681-87L00	HOSE (SEPARATOR TO FILTER)	1	
3	15681-96J11	HOSE (COOLER TO SEPARATOR)	1	
4	15710-96J00	INJECTOR ASSY, FUEL	4	
5	15717-16G00	.O RING	4	
6	15751-96J00	PIPE, DELIVERY	1	
7	15762-93J10	GASKET, DELIVERY PIPE	3	
8	15770-96J00	COOLER, FUEL	1	
9	15773-90J00	UNION, FUEL HOSE	1	
10	15790-96J00	BRACKET, FUEL COOLER	1	
11	15832-93J00	UNION, DELIVERY PIPE	1	
12	15830-99E00	UNION, 3 WAY FUEL HOSE	1	
13	15851-96J11	GUARD, FUEL HOSE	1	
14	18498-99E20	PROTECTOR (15.4X18.4X450)	1	L:450->70
15	18498-93J00	PROTECTOR (15.4X18.4X340)	1	L:340->220
16	18498-99E20	PROTECTOR (15.4X18.4X450)	1	L:450->120
17	09116-06202	BOLT (6X25)	2	
18	15762-90J00	GASKET	3	
19	09169-06062	WASHER	2	
20	09247-14042	PLUG (14X14)	1	
21	09320-08501	CUSHION	2	
22	09320-08062	CUSHION	4	
23	09343-75001-600	HOSE (7.5X13.5X600)	1	L:600->50
24	09343-75001-600	HOSE (7.5X13.5X600)	1	L:600->120
25	09343-75001-600	HOSE (7.5X13.5X600)	1	L:600->430
26	09360-12013	UNION	1	
27	09360-14014	UNION	1	
28	15830-90J00	UNION, FUEL COOLER	1	
29	09401-11425	CLIP	10	
30	01550-06127	BOLT	3	
31	01550-06127	BOLT	1	
32	01550-06167	BOLT	2	
33	01550-08167	BOLT	2	
34	01550-08257	BOLT	2	

DF200AP\_E01\_015

FIG.144B

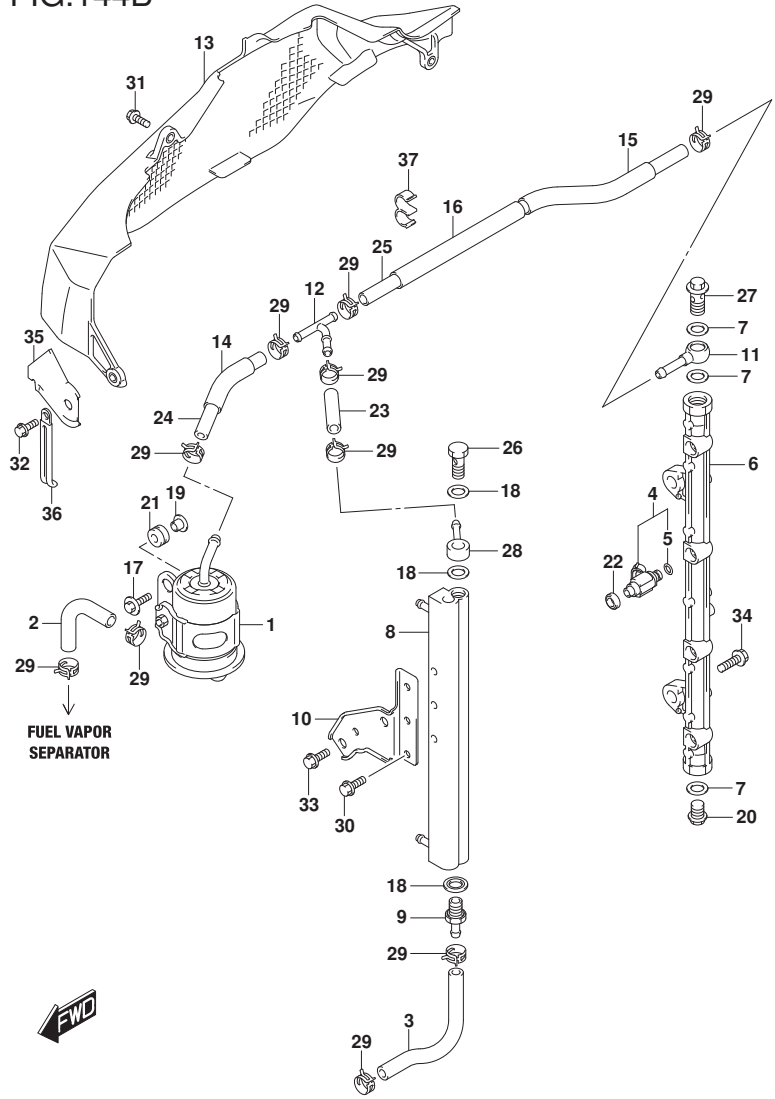


FIG.144B (1-C-4) FUEL INJECTOR (DF200AP E40)

REF NO.	PART NO.	DESCRIPTION	Q'TY	REMARKS
35	15852-96J00	GUIDE, FUEL HOSE GUARD	1	
36	29404-93J20	CLAMP, FUEL HOSE GUARD	1	
37	09408-00320	CLAMP, FUEL HOSE	1	

FIG.146A

FIG.146A (1-C-5) FUEL PUMP (DF200AP E01)

REF NO.	PART NO.	DESCRIPTION	Q'TY	REMARKS
1	15100-96J0V	PUMP ASSY, FUEL	1	
2	15190-96L01	HOSE, FUEL (CONN TO FILTER)	1	
3	15192-96L00	HOSE, FUEL (FILTER TO PUMP)	1	
4	15193-96J11	HOSE, FUEL (PUMP TO 2WAY)	1	
5	15194-96J11	HOSE, FUEL (2WAY TO SEPARATOR)	1	
6	15410-92J00	FILTER, FUEL	1	
7	15411-92J00	.CAP, FUEL FILTER	1	
8	15412-92J00	.FILTER, FUEL	1	
9	15413-92J00	.CASE, FUEL FILTER	1	
10	15415-92J00	.SEAL, FUEL FILTER	1	
11	15421-96L00	BRACKET, FUEL FILTER	1	
12	15831-96J00	UNION, 2 WAY FUEL HOSE	1	
13	18498-96L00	PROTECTOR (13.5X16.5X240)	1	
14	18498-96J20	PROTECTOR (13.5X16.5X370)	1	
15	18498-99E10	PROTECTOR (15.4X18.4X610)	1	L:610->280
16	09280-33004	O RING (D:3.1,ID:32.7)	1	
17	09401-11423	CLIP	5	
18	09401-13424	CLIP	2	
19	09408-00105	CLAMP	2	
20	01550-06167	BOLT	2	
21	09103-06211	BOLT (6X25)	2	
22	09408-00198	CLAMP	2	
23	08316-10087	NUT	1	

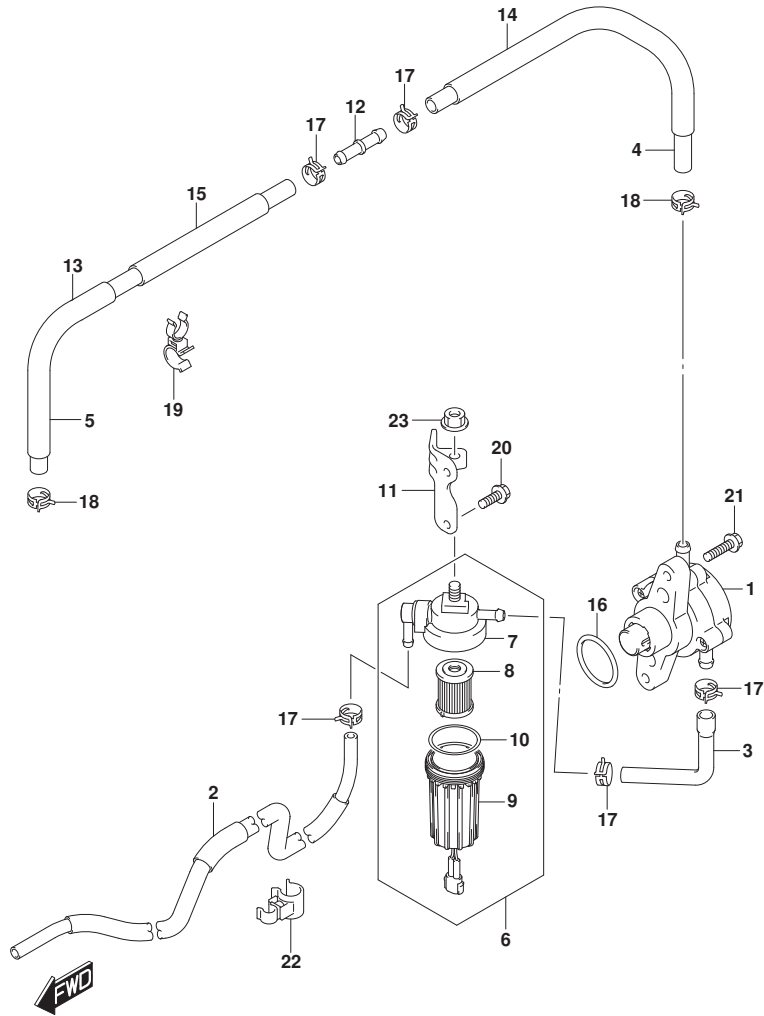


FIG.146B

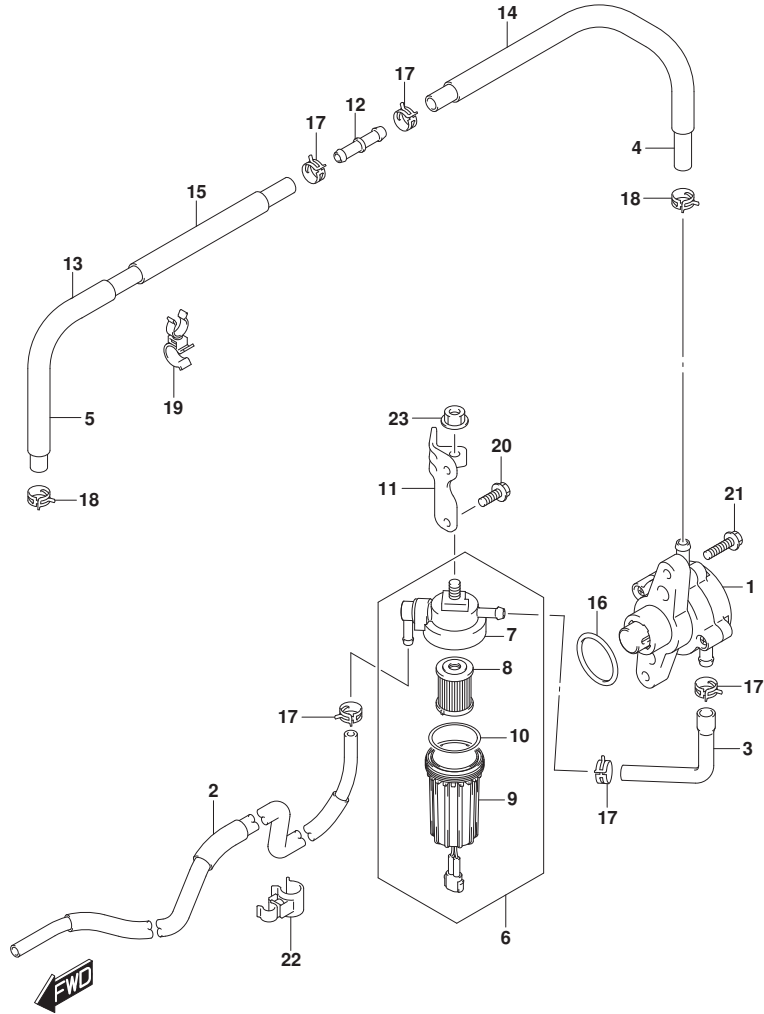


FIG.146B (1-C-6) FUEL PUMP (DF200AP E40)

REF NO.	PART NO.	DESCRIPTION	Q'TY	REMARKS
1	15100-96J10	PUMP ASSY, FUEL	1	
2	15190-96L01	HOSE, FUEL (CONN TO FILTER)	1	
3	15192-96L00	HOSE, FUEL (FILTER TO PUMP)	1	
4	15193-96J11	HOSE, FUEL (PUMP TO 2WAY)	1	
5	15194-96J11	HOSE, FUEL (2WAY TO SEPARATOR)	1	
6	15410-92J00	FILTER, FUEL	1	
7	15411-92J00	.CAP, FUEL FILTER	1	
8	15412-92J00	.FILTER, FUEL	1	
9	15413-92J00	.CASE, FUEL FILTER	1	
10	15415-92J00	.SEAL, FUEL FILTER	1	
11	15421-96L00	BRACKET, FUEL FILTER	1	
12	15831-96J00	UNION, 2 WAY FUEL HOSE	1	
13	18498-96L00	PROTECTOR (13.5X16.5X240)	1	
14	18498-96J20	PROTECTOR (13.5X16.5X370)	1	
15	18498-99E10	PROTECTOR (15.4X18.4X610)	1	L:610->280
16	09280-33004	O RING (D:3.1,ID:32.7)	1	
17	09401-11423	CLIP	5	
18	09401-13424	CLIP	2	
19	09408-00105	CLAMP	2	
20	01550-06167	BOLT	2	
21	09103-06211	BOLT (6X25)	2	
22	09408-00198	CLAMP	2	
23	08316-10087	NUT	1	

FIG.160A

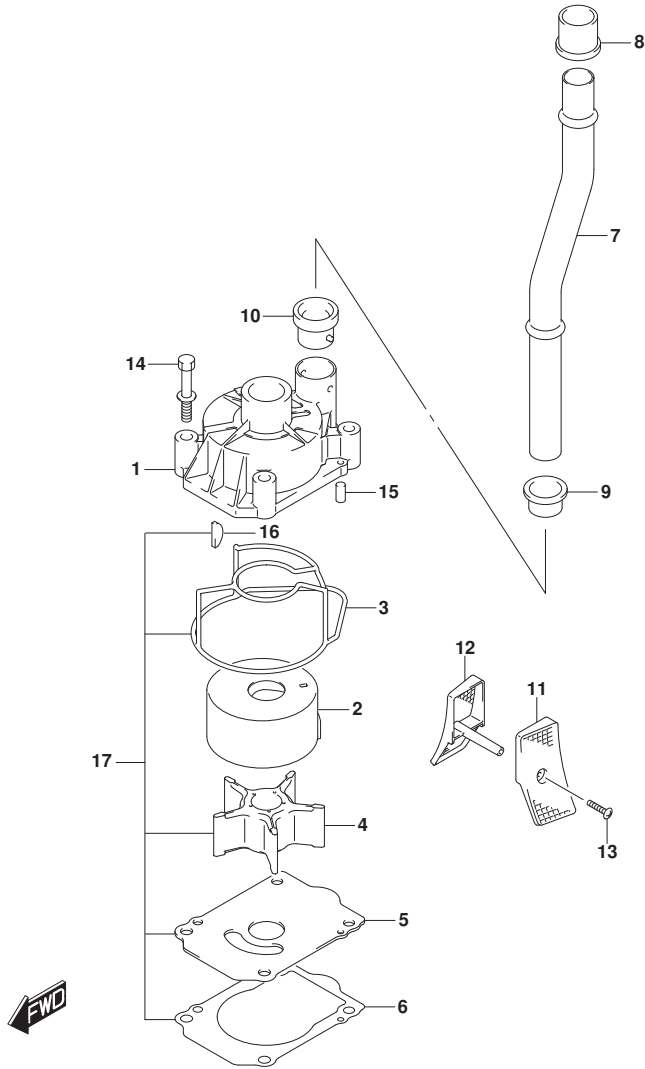


FIG.160A (1-C-7) WATER PUMP (DF200AP E01)

REF NO.	PART NO.	DESCRIPTION	Q'TY	REMARKS
1	17411-96J01	CASE, WATER PUMP	1	
2	17413-96J01	SLEEVE, PUMP CASE	1	
3	17416-96J00	SEALING, PUMP CASE	1	
4	17461-90J01	IMPELLER, WATER PUMP	1	
5	17471-93J02	PANEL, PUMP CASE UNDER	1	
6	17472-93J00	GASKET, PUMP CASE PANEL	1	
7-1	17560-96J01	TUBE, WATER (L)	1	W/TRANSOM(L)
7-2	17561-96J11	TUBE, WATER (X)	1	W/TRANSOM(X)
8	17562-93J00	BUSH, WATER TUBE UPPER	1	
9	17563-93J00	BUSH, WATER TUBE LOWER	1	
10	17564-93J00	BUSH, WATER PUMP CASE	1	
11-1	17631-93J20	FILTER, WATER PORT SIDE	1	
11-2	17631-93J30	FILTER, WATER PORT SIDE	1	OPT
12-1	17632-93J20	FILTER, WATER STBD SIDE	1	
12-2	17632-93J30	FILTER, WATER STBD SIDE	1	OPT
13-1	09132-04034	SCREW (4X18)	1	W/TRANSOM(L)
13-2	09132-04034	SCREW (4X18)	2	W/TRANSOM(X)
14	09116-08131	BOLT (8X45)	4	
15	09202-06031	PIN (6X12)	2	
16	09420-05009	KEY	1	
17	17400-96J02	WATER PUMP REPAIR KIT	1	OPT

FIG.160B

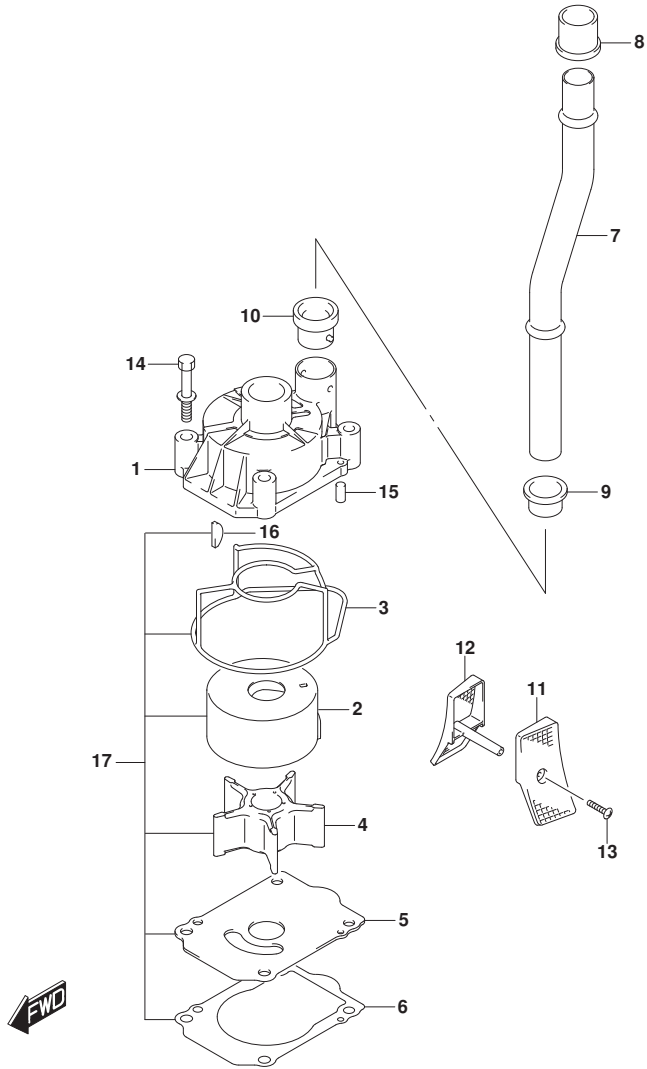


FIG.160B (1-C-8) WATER PUMP (DF200AP E40)

REF NO.	PART NO.	DESCRIPTION	Q'TY	REMARKS
1	17411-96J01	CASE, WATER PUMP	1	
2	17413-96J11	SLEEVE, PUMP CASE	1	
3	17416-96J00	SEALING, PUMP CASE	1	
4	17461-90J01	IMPELLER, WATER PUMP	1	
5	17471-93J12	PANEL, PUMP CASE UNDER	1	
6	17472-93J00	GASKET, PUMP CASE PANEL	1	
7	17561-96J11	TUBE, WATER (X)	1	
8	17562-93J00	BUSH, WATER TUBE UPPER	1	
9	17563-93J00	BUSH, WATER TUBE LOWER	1	
10	17564-93J00	BUSH, WATER PUMP CASE	1	
11-1	17631-93J20	FILTER, WATER PORT SIDE	1	
11-2	17631-93J30	FILTER, WATER PORT SIDE	1	OPT
12-1	17632-93J20	FILTER, WATER STBD SIDE	1	
12-2	17632-93J30	FILTER, WATER STBD SIDE	1	OPT
13	09132-04034	SCREW (4X18)	2	
14	09116-08131	BOLT (8X45)	4	
15	09202-06031	PIN (6X12)	2	
16	09420-05009	KEY	1	
17	17400-96J20	WATER PUMP REPAIR KIT	1	OPT



FIG.162A

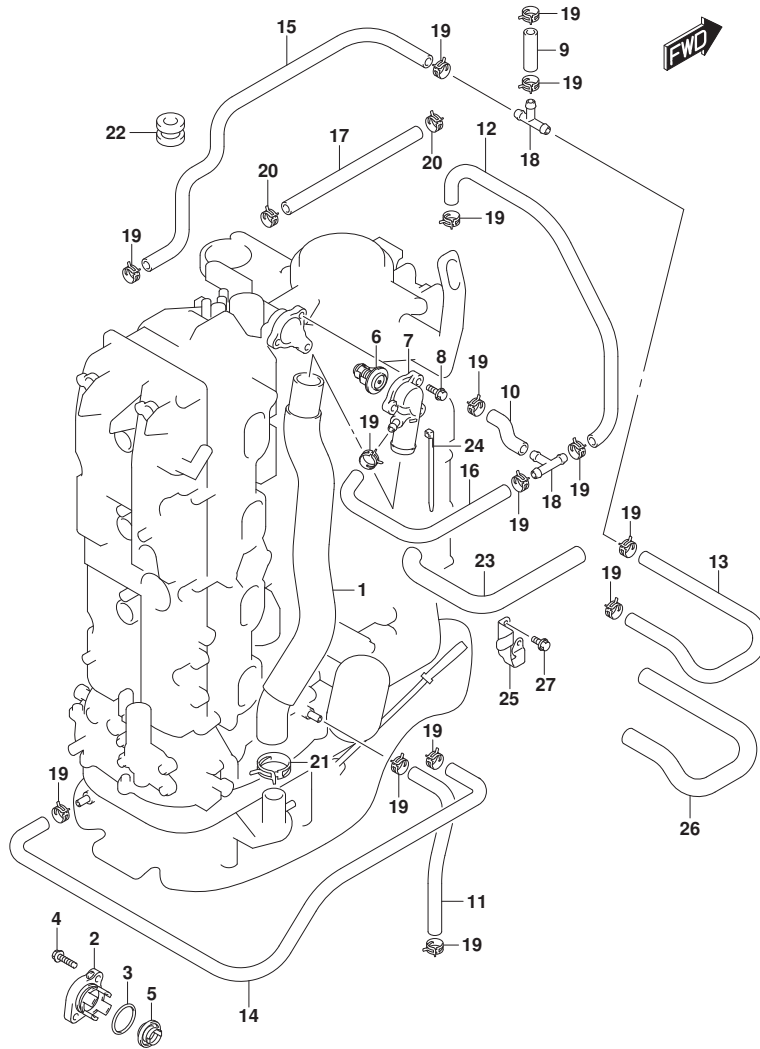


FIG.162A (1-C-9) THERMOSTAT

REF NO.	PART NO.	DESCRIPTION	Q'TY	REMARKS
1	11196-96L00	HOSE, WATER RETURN	1	
2-1	17611-90J00-0EP	COVER, WATER PRESS VALVE (BLACK)	1	
2-2	17611-90J00-Y5S	COVER, WATER PRESS VALVE (WHITE)	1	
3	09280-26006	O RING (D:3.1,ID:26.4)	1	
4	09116-06121	BOLT (6X25)	2	
5	17660-90J00	VALVE, WATER PRESSURE	1	
6-1	17670-90J20	THERMOSTAT (50sC)	1	
6-2	17670-90J10	THERMOSTAT (71sC)	1	OPT
7	17680-96J00	COVER, THERMOSTAT	1	
8	01550-06257	BOLT	3	
9	09352-50903-600	HOSE (5X9X600)	1	L:600->40
10	09352-50903-600	HOSE (5X9X600)	1	L:600->60
11	09352-50903-600	HOSE (5X9X600)	1	L:600->220
12	09352-50903-600	HOSE (5X9X600)	1	L:600->240
13	09352-50903-600	HOSE (5X9X600)	1	L:600->380
14	09352-50903-600	HOSE (5X9X600)	1	L:600->540
15	09352-50903-600	HOSE (5X9X600)	1	
16	09352-50903-600	HOSE (5X9X600)	1	L:600->490
17	09352-90133-600	HOSE (9X13X600)	1	L:600->340
18	09367-06002	JOINT, 3 WAY	2	
19	09401-08413	CLIP	16	
20	09401-13425	CLIP	2	
21	09401-31407	CLIP	1	
22	09320-09039	CUSHION	1	
23	18498-96L40	PROTECTOR, HOSE (10.2X11.8X430)	1	
24	09407-25402	CLAMP (L:250)	1	
25	11198-96L00	BRACKET, WATER RETURN	1	
26	18498-96L30	PROTECTOR (10.2X11.8X300)	1	
27	01550-06127	BOLT	2	

FIG.175A

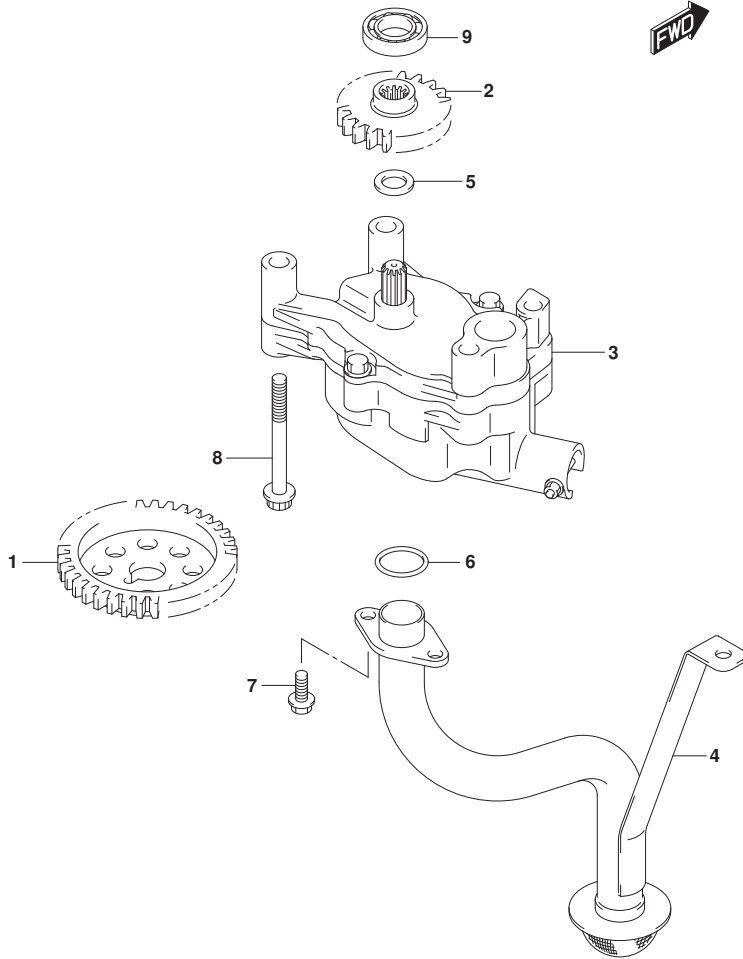


FIG.175A (1-C-10) OIL PUMP

REF NO.	PART NO.	DESCRIPTION	Q'TY	REMARKS
1	12632-96J00	GEAR, OIL PUMP DRIVE (NT:35)	1	
2	16113-96J00	GEAR, OIL PUMP DRIVEN (NT:20)	1	
3	16400-96J00	PUMP ASSY, OIL	1	
4	16520-96J01	STRAINER, OIL PUMP	1	
5	09181-12167	SHIM (12X20X1)	1	
6	09280-22020	O RING (D:2.4,ID:21.8)	2	
7	01550-0616A	BOLT	3	
8	01550-0870A	BOLT	4	
9	08110-60020	BEARING	1	

FIG.178A



FIG.178A (1-C-11) OIL FILTER

REF NO.	PART NO.	DESCRIPTION	Q'TY	REMARKS
1	16510-96J00	FILTER ASSY, OIL	1	
2	16540-96J00	STAND, OIL FILTER	1	
3	16543-96J00	O RING	1	
4	01550-08357	BOLT	3	

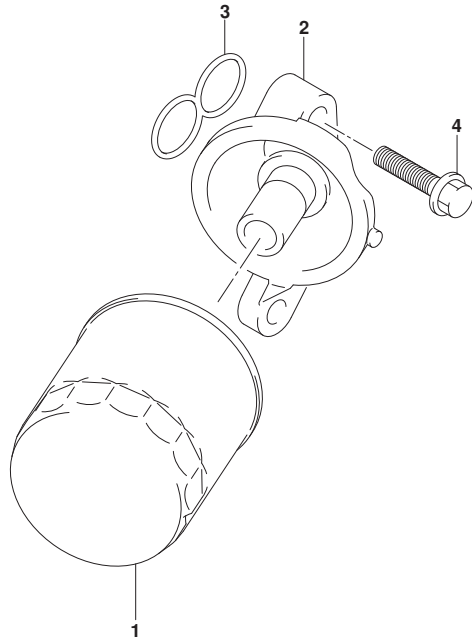


FIG.180A

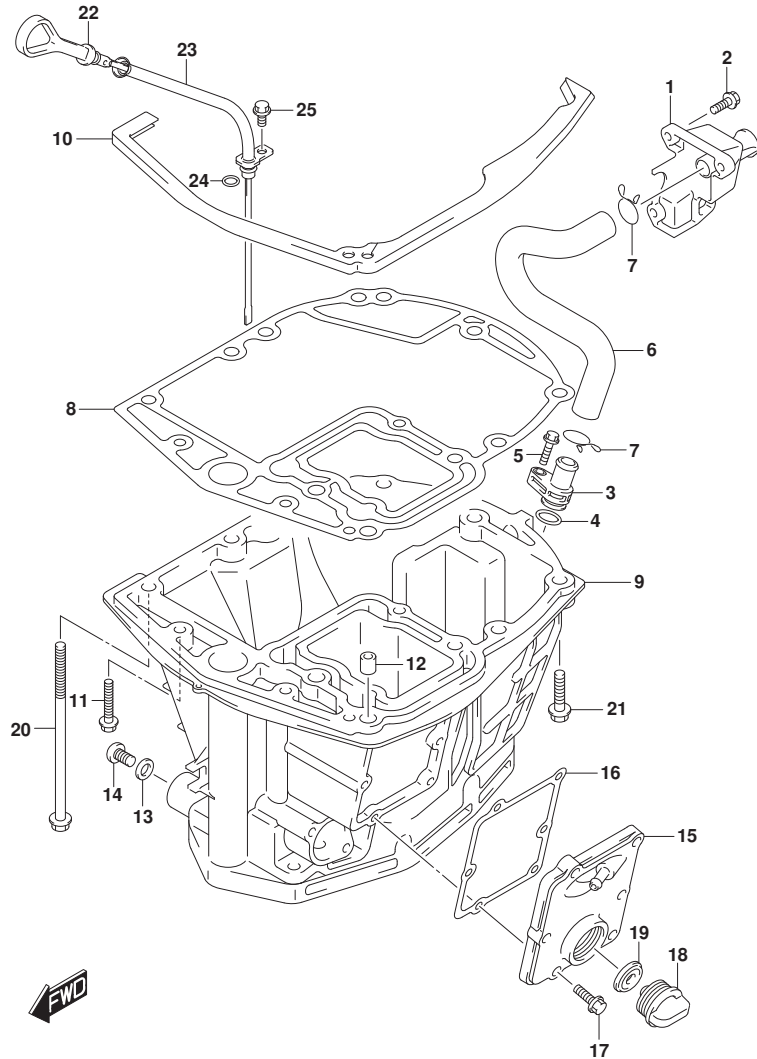
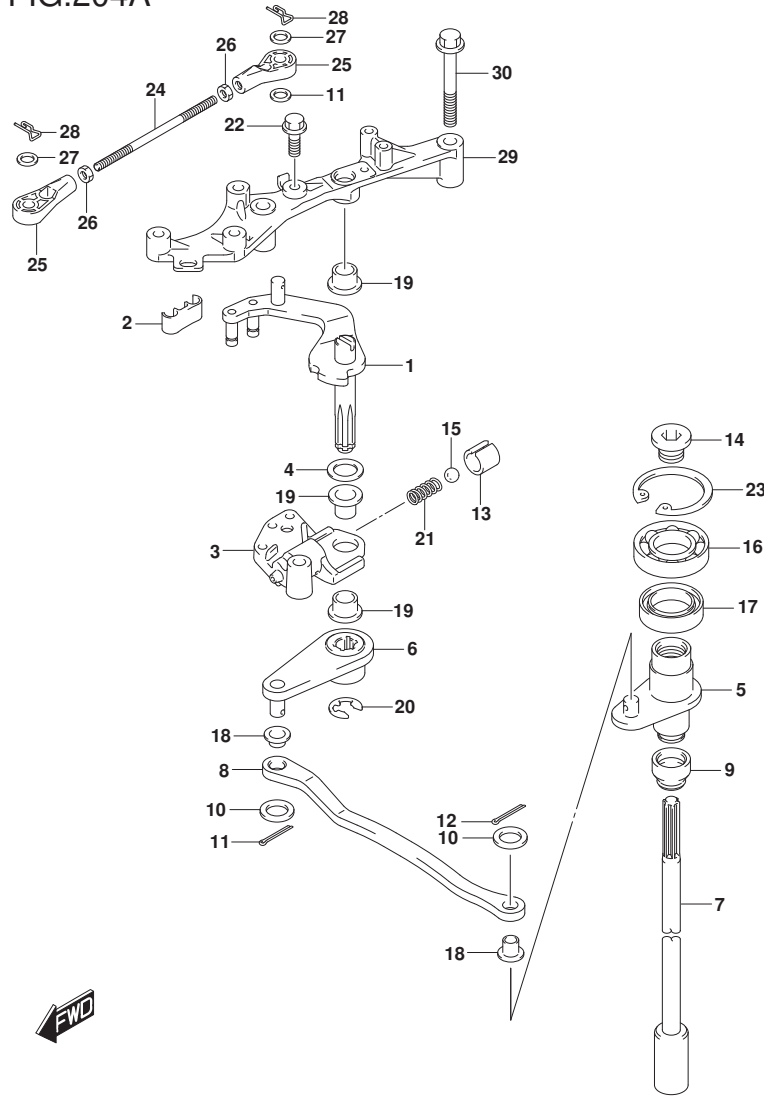


FIG.180A (1-C-12) OIL PAN

REF NO.	PART NO.	DESCRIPTION	Q'TY	REMARKS
1	11430-96J10	PIPE, EXHAUST RELEASE	1	
2	29116-93J00	BOLT, EXH RELEASE PIPE (6X20)	3	
3	11540-96J01	PIPE, EXHAUST	1	
4	09280-16005	O RING (D:2.4, ID:15.8)	1	
5	29116-93J00	BOLT, EXHAUST PIPE (6X20)	1	
6	11543-96J00	HOSE, EXHAUST	1	
7	09401-22408	CLIP	2	
8	11489-96J01	GASKET, OIL PAN (ASB)	1	
9-1	11501-96J03-0EP	PAN, OIL (BLACK)	1	
9-2	11501-96J03-Y5S	PAN, OIL (WHITE)	1	
10	11544-96J00	SEAL, OIL PAN UPPER	1	
11	09116-08128	BOLT (8X40)	2	
12	09202-08006	PIN (8X12)	2	
13	09168-12012	GASKET (12.5X20X2.5)	1	
14	09248-12009	PLUG (12X18.65)	1	
15-1	11550-96J00-0EP	COVER, WTR JACKET OIL PAN (BLACK)	1	
15-2	11550-96J00-Y5S	COVER, WTR JACKET OIL PAN (WHITE)	1	
16	11552-96J00	GASKET, WTR JACKET COVER	1	
17	09103-06093	BOLT (6X20)	6	
18	17913-93J00	PLUG, WATER	1	
19	17914-93J00	GASKET, WATER PLUG	1	
20	09116-10146	BOLT (10X195)	8	
21	09116-10181	BOLT (10X44)	1	
22	16910-96J01	GAUGE, OIL LEVEL	1	
23	16930-96J00	GUIDE, OIL LEVEL GAUGE	1	
24	09280-09008	O RING (D:2.1, ID:8.8)	1	
25	01550-06127	BOLT	1	

FIG.204A



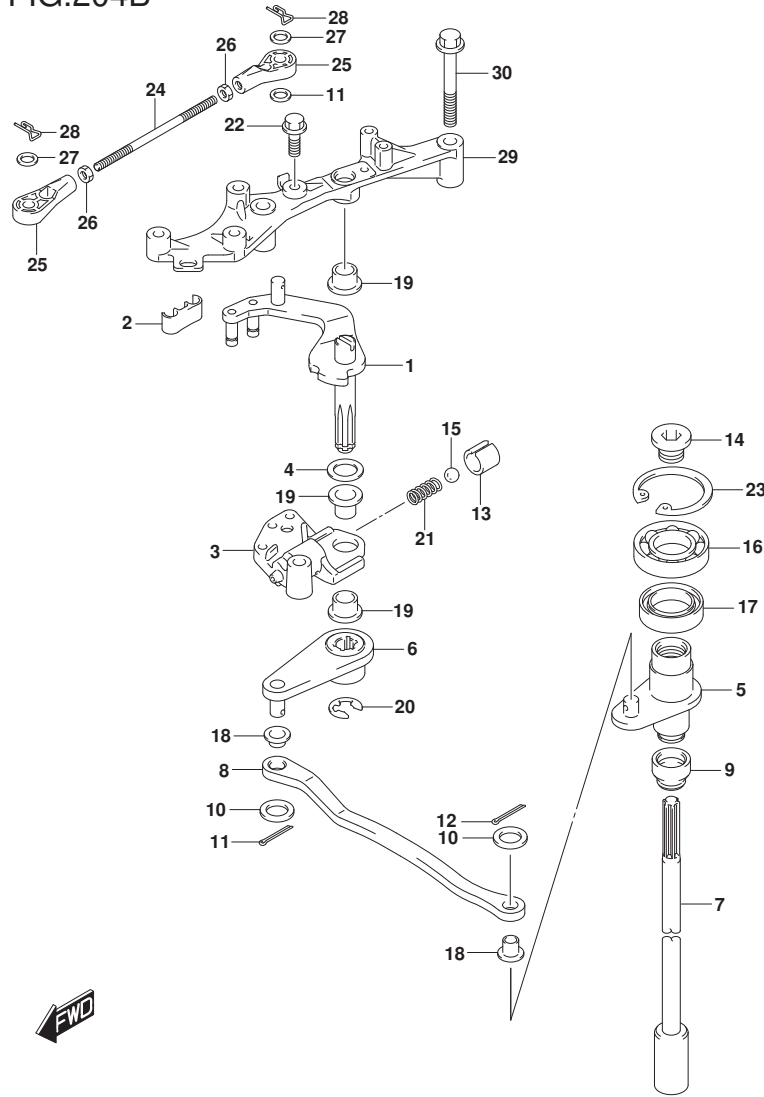
DF200AP\_E01\_015\_204A  
CLUTCH SHAFT

FIG.204A (1-C-13) CLUTCH SHAFT (DF200AP E01)

REF NO.	PART NO.	DESCRIPTION	Q'TY	REMARKS
1	21110-96J10	LEVER, CLUTCH	1	
2	21131-93J00	BUSH, CLUTCH LEVER	1	
3	21151-93J00	HOLDER, CLUTCH LEVER	1	
4	09160-10148	WASHER (10X20X3)	1	
5	21210-98J01	SHAFT, CLUTCH	1	
6	21230-98J01	ARM, CLUTCH SHAFT	1	
7-1	23111-96J00	ROD, CLUTCH (L)	1	W/TRANSOM(L)
7-2	23111-93J00	ROD, CLUTCH (UL)	1	W/TRANSOM(X)
8	23115-96J10	LINK, CLUTCH LEVER	1	
9	25223-94400	COVER, CLUTCH ROD	1	
10	09160-06094	WASHER (6.5X15X1.5)	2	
11	09160-06055	WASHER (7X12X1)	1	
12	09204-01006	PIN	2	
13	09205-10006	SPRING PIN (10.2X10)	1	
14	09248-12011	PLUG (12X9)	1	
15	09260-10005	BALL	1	
16	09262-17019	BEARING (17X35X8)	1	
17	09289-18001	OIL SEAL (18X30X8)	1	
18	09306-06005	BUSH	2	
19	09306-10001	BUSH	3	
20	09383-08004	E RING	1	
21	09440-07051	SPRING	1	
22	01550-06207	BOLT	1	
23	08331-41359	CIRCLIP	1	
24	21241-98J00	LINK, CLUTCH LEVER NO.2	1	
25	67467-89J01	CONNECTOR, REMOCON CABLE	2	
26	67471-99E00	NUT, REMOCON CABLE	2	
27	09160-06055	WASHER (7X12X1)	2	
28	09385-06012	CLIP	2	
29	19115-96J10	HOLDER, CLUTCH LEVER	1	
30	01550-08507	BOLT	2	

DF200AP\_E01\_015

FIG.204B



DF200AP\_E01\_015\_204B  
CLUTCH SHAFT

FIG.204B (1-C-14) CLUTCH SHAFT (DF200AP E40)

REF NO.	PART NO.	DESCRIPTION	Q'TY	REMARKS
1	21110-96J10	LEVER, CLUTCH	1	
2	21131-93J00	BUSH, CLUTCH LEVER	1	
3	21151-93J00	HOLDER, CLUTCH LEVER	1	
4	09160-10148	WASHER (10X20X3)	1	
5	21210-98J01	SHAFT, CLUTCH	1	
6	21230-98J01	ARM, CLUTCH SHAFT	1	
7	23111-93J00	ROD, CLUTCH (UL)	1	
8	23115-96J10	LINK, CLUTCH LEVER	1	
9	25223-94400	COVER, CLUTCH ROD	1	
10	09160-06094	WASHER (6.5X15X1.5)	2	
11	09160-06055	WASHER (7X12X1)	1	
12	09204-01006	PIN	2	
13	09205-10006	SPRING PIN (10.2X10)	1	
14	09248-12011	PLUG (12X9)	1	
15	09260-10005	BALL	1	
16	09262-17019	BEARING (17X35X8)	1	
17	09289-18001	OIL SEAL (18X30X8)	1	
18	09306-06005	BUSH	2	
19	09306-10001	BUSH	3	
20	09383-08004	E RING	1	
21	09440-07051	SPRING	1	
22	01550-06207	BOLT	1	
23	08331-41359	CIRCLIP	1	
24	21241-98J00	LINK, CLUTCH LEVER NO.2	1	
25	67467-89J01	CONNECTOR, REMOCON CABLE	2	
26	67471-99E00	NUT, REMOCON CABLE	2	
27	09160-06055	WASHER (7X12X1)	2	
28	09385-06012	CLIP	2	
29	19115-96J10	HOLDER, CLUTCH LEVER	1	
30	01550-08507	BOLT	2	

DF200AP\_E01\_015

FIG.206A

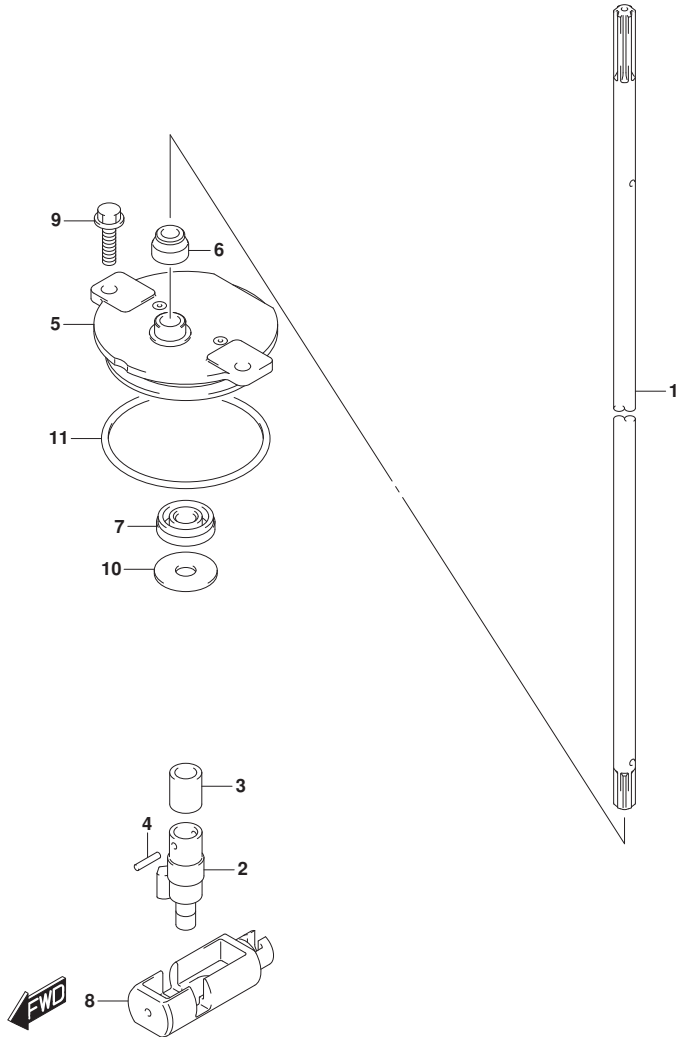


FIG.206A (1-C-15) CLUTCH ROD (DF200AP E01)

REF NO.	PART NO.	DESCRIPTION	Q'TY	REMARKS
1-1	25111-96J10	ROD, SHIFT (L)	1	W/TRANSOM(L)
1-2	25111-96J20	ROD, SHIFT (UL)	1	W/TRANSOM(X)
2	25131-96J00	YOKE, SHIFTER	1	
3	25232-96302	MAGNET, GEAR CASE	1	
4	09205-02006	SPRING PIN (2X12)	2	
5	25141-93J00	HOUSING, SHIFT ROD GUIDE	1	
6	25223-94400	COVER, CLUTCH ROD	1	
7	09282-08005	OIL SEAL (8X22X7)	1	
8	25321-93L00	SLIDER, SHIFT HORIZONTAL	1	
9	29116-93J00	BOLT, SHIFT ROD (6X20)	2	
10	09160-08151	WASHER (8.5X26X1.6)	1	
11	09280-60007	O RING (D:3.5,ID:59.6)	1	

FIG.206B

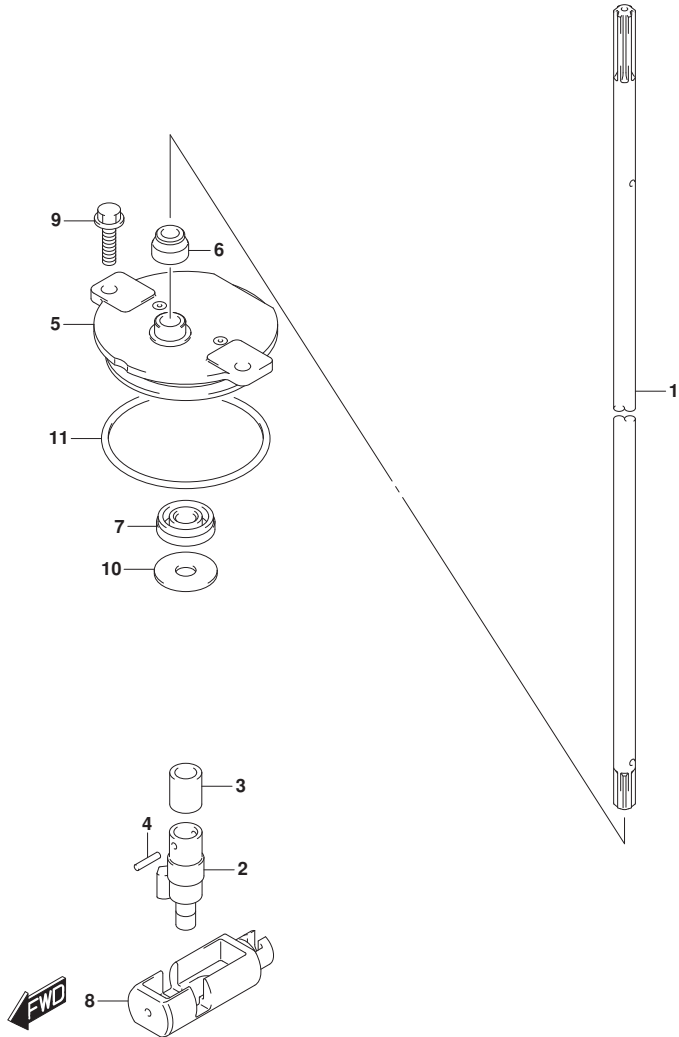


FIG.206B (1-D-2) CLUTCH ROD (DF200AP E40)

REF NO.	PART NO.	DESCRIPTION	Q'TY	REMARKS
1	25111-96J20	ROD, SHIFT (UL)	1	
2	25131-96J00	YOKE, SHIFTER	1	
3	25232-96302	MAGNET, GEAR CASE	1	
4	09205-02006	SPRING PIN (2X12)	2	
5	25141-93J00	HOUSING, SHIFT ROD GUIDE	1	
6	25223-94400	COVER, CLUTCH ROD	1	
7	09282-08005	OIL SEAL (8X22X7)	1	
8	25321-93L00	SLIDER, SHIFT HORIZONTAL	1	
9	29116-93J00	BOLT, SHIFT ROD (6X20)	2	
10	09160-08151	WASHER (8.5X26X1.6)	1	
11	09280-60007	O RING (D;3.5,ID:59.6)	1	



FIG.220A

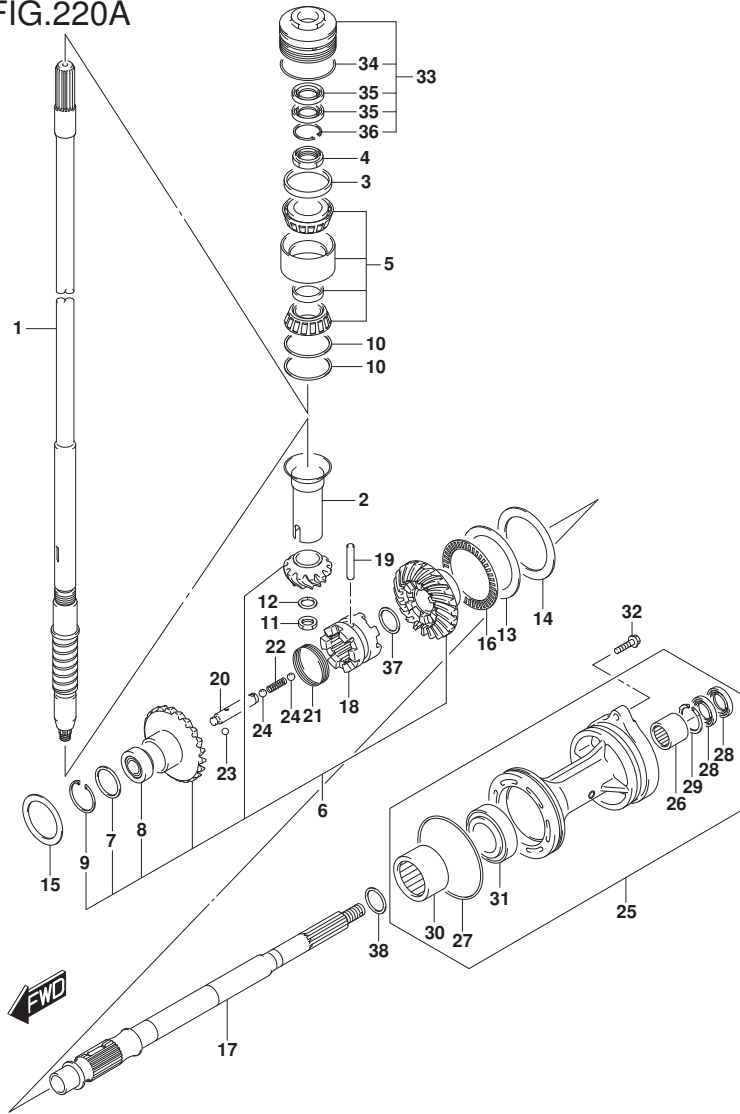


FIG.220A (1-D-3) TRANSMISSION (DF200AP E01)

REF NO.	PART NO.	DESCRIPTION	Q'TY	REMARKS
1-1	57110-96J40	SHAFT, DRIVE (L)	1	W/TRANSOM(L)
1-2	57110-96J30	SHAFT, DRIVE (X)	1	W/TRANSOM(X)
2	57133-93J00	COLLAR, DRIVE SHAFT	1	
3	57134-93J00	SPACER, DRIVE SHAFT BEARING	1	
4	09159-28003	NUT	1	
5	09269-32001	BEARING (32X66X49)	1	
6	57300-96870	PINION/GEAR SET	1	
7	09160-41004	.WASHER	1	
8	09265-25046	.BEARING (25X52X19.25)	1	
9	09381-52008	.CIRCLIP	1	
10-1	09181-60004	SHIM (T:0.45)	1	
10-2	09181-60005	SHIM (T:0.50)	1	
10-3	09181-60006	SHIM (T:0.55)	1	
10-4	09181-60007	SHIM (T:0.60)	1	
10-5	09181-60008	SHIM (T:0.65)	1	
10-6	09181-60009	SHIM (T:0.70)	1	
10-7	09181-60010	SHIM (T:0.75)	1	
10-8	09181-60011	SHIM (T:0.80)	1	
10-9	09181-60012	SHIM (T:0.85)	1	
10-10	09181-60013	SHIM (T:0.90)	1	
11	09140-16021	NUT	1	
12	08221-16256	WASHER	1	
13	09160-75002	WASHER (75X100X2)	1	FWD GEAR
14-1	09181-75018	SHIM (T:0.50)	1	REV GEAR
14-2	09181-75019	SHIM (T:0.55)	1	REV GEAR
14-3	09181-75012	SHIM (T:0.60)	1	REV GEAR
14-4	09181-75013	SHIM (T:0.65)	1	REV GEAR
14-5	09181-75008	SHIM (T:0.70)	1	REV GEAR
14-6	09181-75014	SHIM (T:0.75)	1	REV GEAR
14-7	09181-75009	SHIM (T:0.80)	1	REV GEAR
14-8	09181-75015	SHIM (T:0.85)	1	REV GEAR
14-9	09181-75010	SHIM (T:0.90)	1	REV GEAR
14-10	09181-75016	SHIM (T:0.95)	1	REV GEAR
14-11	09181-75011	SHIM (T:1.00)	1	REV GEAR

FIG.220A

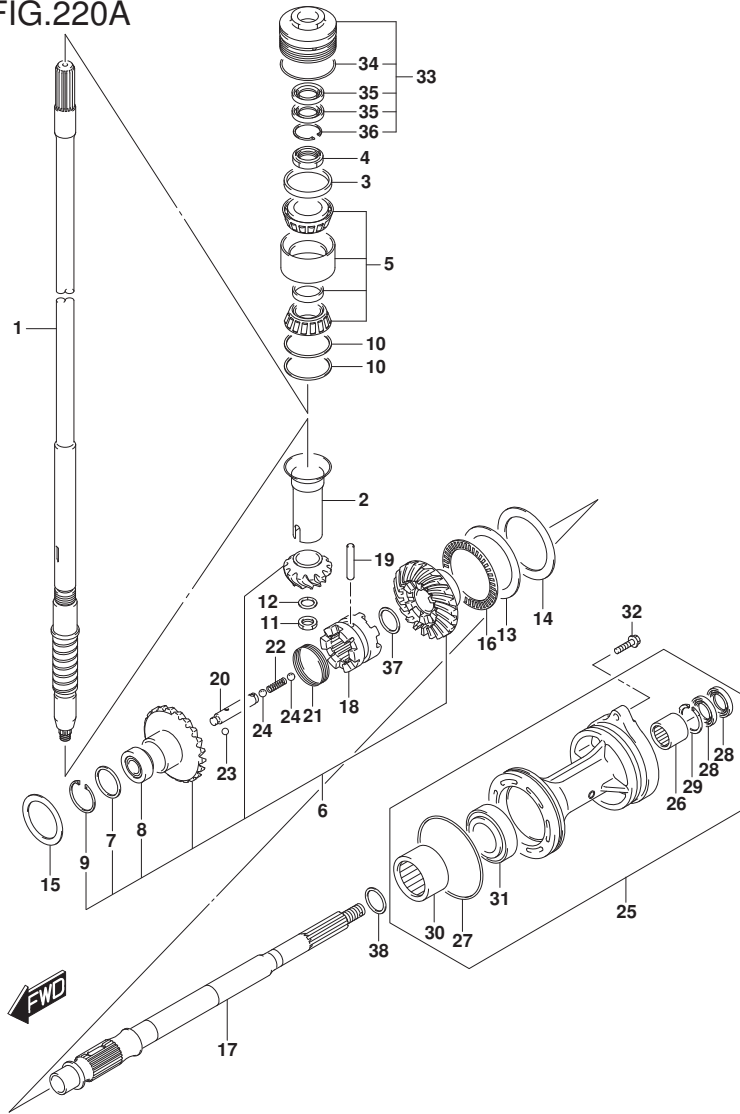


FIG.220A (1-D-4) TRANSMISSION (DF200AP E01)

REF NO.	PART NO.	DESCRIPTION	Q'TY	REMARKS
15-1	09181-65001	SHIM (T:0.50)	1	FWD GEAR
15-2	09181-65002	SHIM (T:0.55)	1	FWD GEAR
15-3	09181-65003	SHIM (T:0.60)	1	FWD GEAR
15-4	09181-65004	SHIM (T:0.65)	1	FWD GEAR
15-5	09181-65005	SHIM (T:0.70)	1	FWD GEAR
15-6	09181-65006	SHIM (T:0.75)	1	FWD GEAR
15-7	09181-65007	SHIM (T:0.80)	1	FWD GEAR
15-8	09181-65008	SHIM (T:0.85)	1	FWD GEAR
15-9	09181-65009	SHIM (T:0.90)	1	FWD GEAR
15-10	09181-65010	SHIM (T:0.95)	1	FWD GEAR
16	09269-75002	BEARING (75X100X4)	1	
17	57610-96L00	SHAFT, PROPELLER	1	
18	57621-96L00	SHIFTER, CLUTCH DOG	1	
19	09202-08011	PIN (8X53)	1	
20	57631-96J00	PIN, CONNECTOR	1	
21	09440-56001	SPRING	1	
22	09440-09040	SPRING	1	
23	06111-07004	BALL	2	
24	06111-11004	BALL	2	
25-1	56120-96L00-0EP	HOUSING, PROP SFT BRG (BLACK)	1	
25-2	56120-96L00-Y5S	HOUSING, PROP SFT BRG (WHITE)	1	
26	09263-30063	.BEARING (30X40X25)	1	
27	09280-00040	.O RING (D:3.1, ID:104.4)	1	
28	09282-30006	.OIL SEAL (30X45X6)	2	
29	09381-40003	.CIRCLIP	1	
30	09263-50009	.BEARING (50X65X25)	1	
31	09265-32003	.BEARING (32X58X17)	1	
32	09116-08158	BOLT (8X35)	2	

FIG.220A

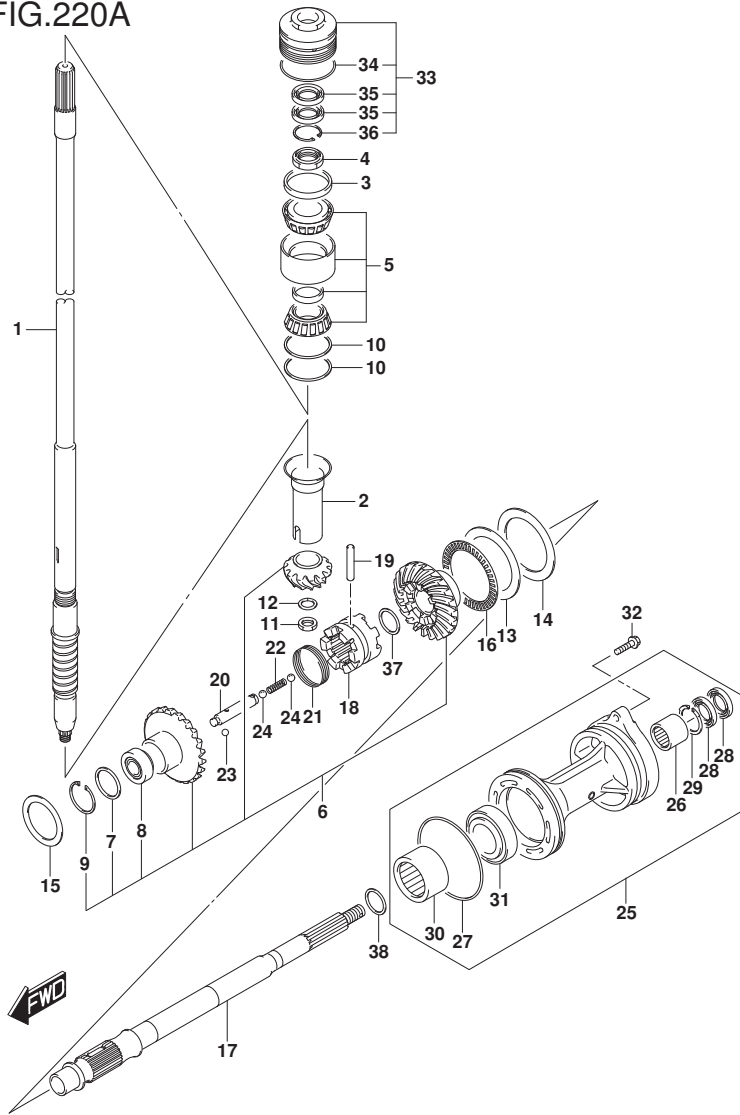


FIG.220A (1-D-5) TRANSMISSION (DF200AP E01)

REF NO.	PART NO.	DESCRIPTION	Q'TY	REMARKS
33	56130-93J02	HOUSING, DRIVE SHAFT BRG	1	
34	09280-66004	.O RING (D:3.1, ID:65.4)	1	
35	09282-24004	.OIL SEAL (24X40X7)	2	
36	09381-40003	.CIRCLIP	1	
37	09180-32006	SPACER (32.4X40X3)	1	
38-1	09181-32017	SHIM (32X40X0.65)	1	
38-2	09181-32131	SHIM (32X40X0.6)	1	
38-3	09181-32132	SHIM (32X40X0.7)	1	
38-4	09181-32133	SHIM (32X40X0.75)	1	
38-5	09181-32134	SHIM (32X40X0.8)	1	
38-6	09181-32135	SHIM (32X40X0.85)	1	
38-7	09181-32136	SHIM (32X40X0.9)	1	
38-8	09181-32137	SHIM (32X40X0.95)	1	
38-9	09181-32138	SHIM (32X40X1)	1	
38-10	09181-32141	SHIM (32X40X1.05)	1	
38-11	09181-32144	SHIM (32X40X1.1)	1	
38-12	09181-32146	SHIM (32X40X1.15)	1	
38-13	09181-32148	SHIM (32X40X1.2)	1	
38-14	09181-32151	SHIM (32X40X1.25)	1	
38-15	09181-32153	SHIM (32X40X1.3)	1	

FIG.220B

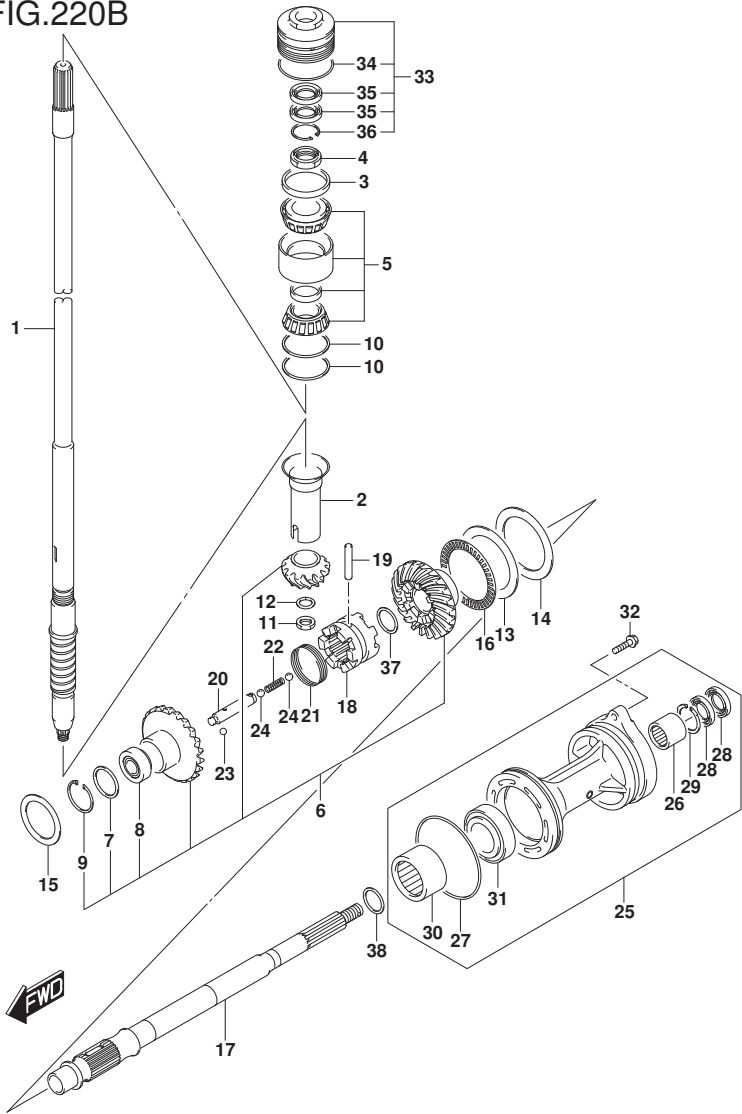


FIG.220B (1-D-6) TRANSMISSION (DF200AP E40)

REF NO.	PART NO.	DESCRIPTION	Q'TY	REMARKS
1	57110-96J30	SHAFT, DRIVE (X)	1	W/TRANSOM(X)
2	57133-93J00	COLLAR, DRIVE SHAFT	1	
3	57134-93J00	SPACER, DRIVE SHAFT BEARING	1	
4	09159-28003	NUT	1	
5	09269-32001	BEARING (32X66X49)	1	
6	57300-96870	PINION/GEAR SET	1	
7	09160-41004	.WASHER	1	
8	09265-25046	.BEARING (25X52X19.25)	1	
9	09381-52008	.CIRCLIP	1	
10-1	09181-60004	SHIM (T:0.45)	1	
10-2	09181-60005	SHIM (T:0.50)	1	
10-3	09181-60006	SHIM (T:0.55)	1	
10-4	09181-60007	SHIM (T:0.60)	1	
10-5	09181-60008	SHIM (T:0.65)	1	
10-6	09181-60009	SHIM (T:0.70)	1	
10-7	09181-60010	SHIM (T:0.75)	1	
10-8	09181-60011	SHIM (T:0.80)	1	
10-9	09181-60012	SHIM (T:0.85)	1	
10-10	09181-60013	SHIM (T:0.90)	1	
11	09140-16021	NUT	1	
12	08221-16256	WASHER	1	
13	09160-75002	WASHER (75X100X2)	1	FWD GEAR
14-1	09181-75018	SHIM (T:0.50)	1	REV GEAR
14-2	09181-75019	SHIM (T:0.55)	1	REV GEAR
14-3	09181-75012	SHIM (T:0.60)	1	REV GEAR
14-4	09181-75013	SHIM (T:0.65)	1	REV GEAR
14-5	09181-75008	SHIM (T:0.70)	1	REV GEAR
14-6	09181-75014	SHIM (T:0.75)	1	REV GEAR
14-7	09181-75009	SHIM (T:0.80)	1	REV GEAR
14-8	09181-75015	SHIM (T:0.85)	1	REV GEAR
14-9	09181-75010	SHIM (T:0.90)	1	REV GEAR
14-10	09181-75016	SHIM (T:0.95)	1	REV GEAR
14-11	09181-75011	SHIM (T:1.00)	1	REV GEAR

FIG.220B

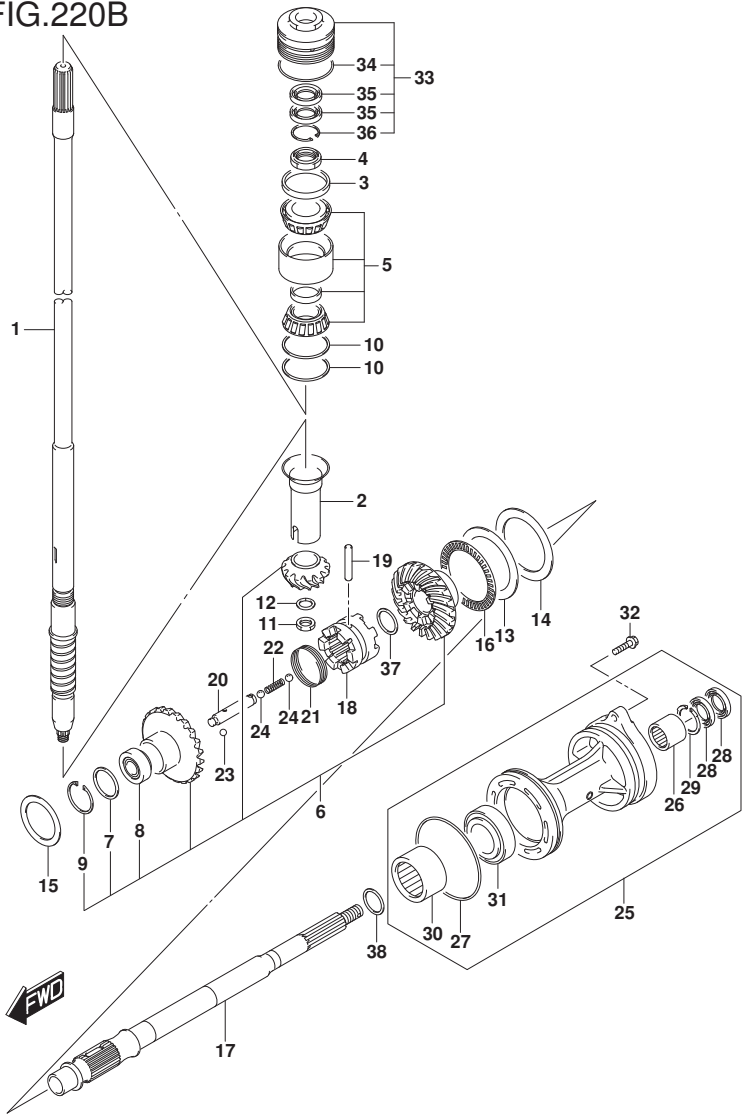


FIG.220B (1-D-7) TRANSMISSION (DF200AP E40)

REF NO.	PART NO.	DESCRIPTION	Q'TY	REMARKS
15-1	09181-65001	SHIM (T:0.50)	1	FWD GEAR
15-2	09181-65002	SHIM (T:0.55)	1	FWD GEAR
15-3	09181-65003	SHIM (T:0.60)	1	FWD GEAR
15-4	09181-65004	SHIM (T:0.65)	1	FWD GEAR
15-5	09181-65005	SHIM (T:0.70)	1	FWD GEAR
15-6	09181-65006	SHIM (T:0.75)	1	FWD GEAR
15-7	09181-65007	SHIM (T:0.80)	1	FWD GEAR
15-8	09181-65008	SHIM (T:0.85)	1	FWD GEAR
15-9	09181-65009	SHIM (T:0.90)	1	FWD GEAR
15-10	09181-65010	SHIM (T:0.95)	1	FWD GEAR
16	09269-75002	BEARING (75X100X4)	1	
17	57610-96L00	SHAFT, PROPELLER	1	
18	57621-96L00	SHIFTER, CLUTCH DOG	1	
19	09202-08011	PIN (8X53)	1	
20	57631-96J00	PIN, CONNECTOR	1	
21	09440-56001	SPRING	1	
22	09440-09040	SPRING	1	
23	06111-07004	BALL	2	
24	06111-11004	BALL	2	
25-1	56120-96L00-0EP	HOUSING, PROP SFT BRG (BLACK)	1	
25-2	56120-96L00-Y5S	HOUSING, PROP SFT BRG (WHITE)	1	
26	09263-30063	.BEARING (30X40X25)	1	
27	09280-00040	.O RING (D:3.1,ID:104.4)	1	
28	09282-30006	.OIL SEAL (30X45X6)	2	
29	09381-40003	.CIRCLIP	1	
30	09263-50009	.BEARING (50X65X25)	1	
31	09265-32003	.BEARING (32X58X17)	1	
32	09116-08158	BOLT (8X35)	2	

FIG.220B

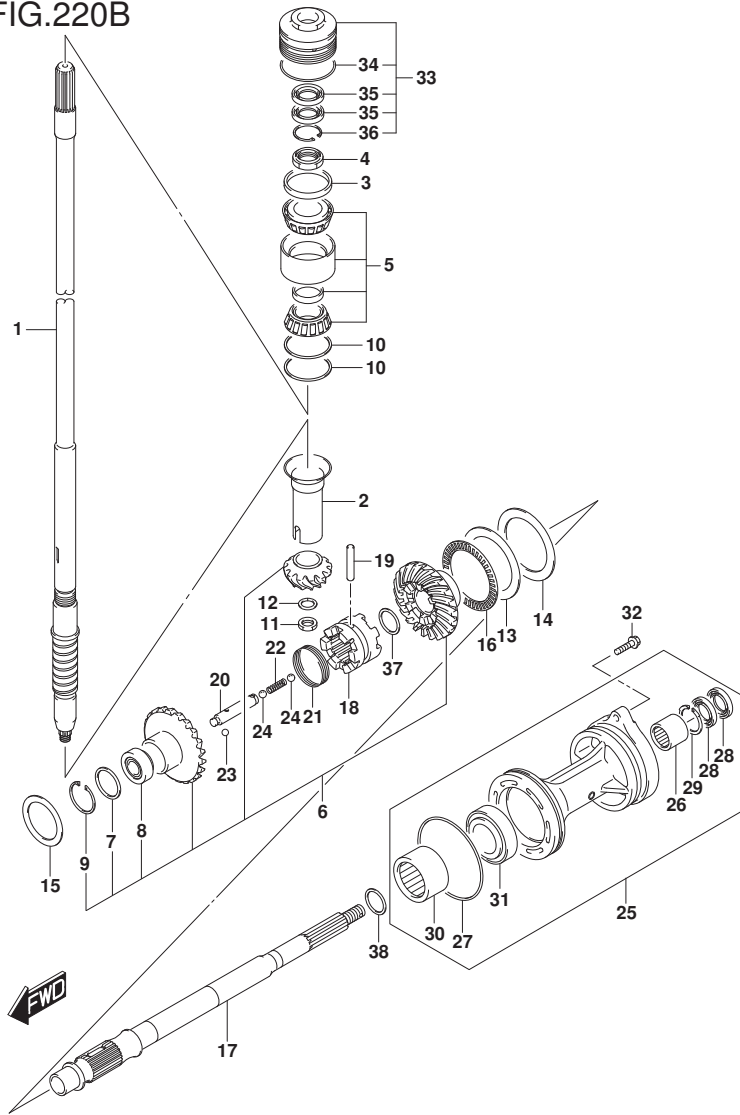


FIG.220B (1-D-8) TRANSMISSION (DF200AP E40)

REF NO.	PART NO.	DESCRIPTION	Q'TY	REMARKS
33	56130-93J02	HOUSING, DRIVE SHAFT BRG	1	
34	09280-66004	.O RING (D:3.1,ID:65.4)	1	
35	09282-24004	.OIL SEAL (24X40X7)	2	
36	09381-40003	.CIRCLIP	1	
37	09180-32006	SPACER (32.4X40X3)	1	
38-1	09181-32017	SHIM (32X40X0.65)	1	
38-2	09181-32131	SHIM (32X40X0.6)	1	
38-3	09181-32132	SHIM (32X40X0.7)	1	
38-4	09181-32133	SHIM (32X40X0.75)	1	
38-5	09181-32134	SHIM (32X40X0.8)	1	
38-6	09181-32135	SHIM (32X40X0.85)	1	
38-7	09181-32136	SHIM (32X40X0.9)	1	
38-8	09181-32137	SHIM (32X40X0.95)	1	
38-9	09181-32138	SHIM (32X40X1)	1	
38-10	09181-32141	SHIM (32X40X1.05)	1	
38-11	09181-32144	SHIM (32X40X1.1)	1	
38-12	09181-32146	SHIM (32X40X1.15)	1	
38-13	09181-32148	SHIM (32X40X1.2)	1	
38-14	09181-32151	SHIM (32X40X1.25)	1	
38-15	09181-32153	SHIM (32X40X1.3)	1	

FIG.301A

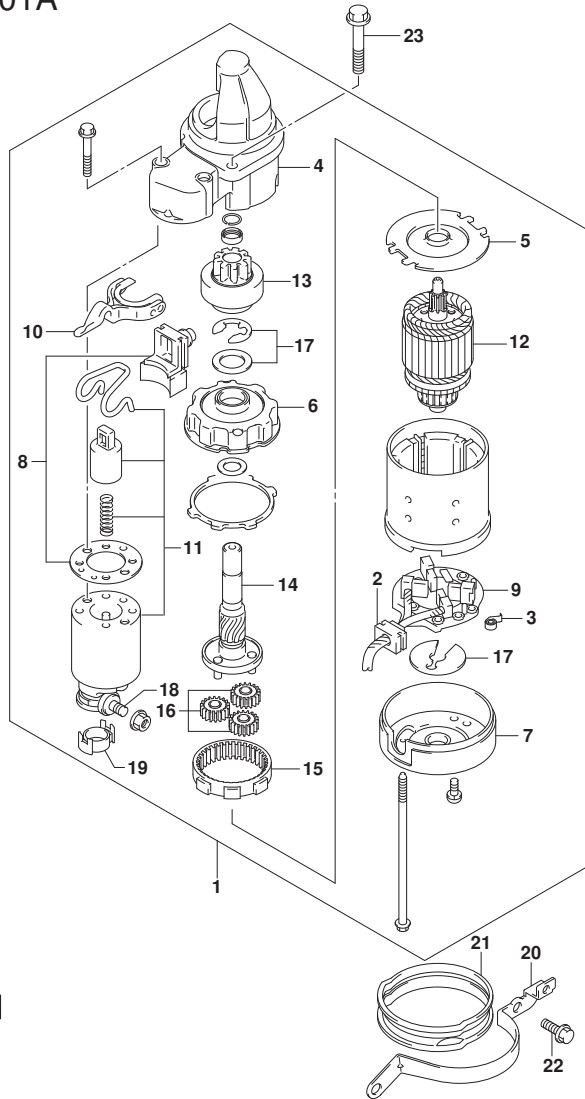


FIG.301A (1-D-9) STARTING MOTOR

REF NO.	PART NO.	DESCRIPTION	Q'TY	REMARKS
1	31100-96J02	STARTING MOTOR	1	
2	31131-90J01	.BRUSH SET, PLUS	1	
3	31135-90J00	.SPRING	4	
4	31151-94J01	.CASE, GEAR	1	
5	31152-90J00	.PLATE, CENTER	1	
6	31153-90J00	.BRACKET, PLANET GEAR	1	
7	31170-90J00	.COVER REAR	1	
8	31171-96J00	.COVER KIT, DUST	1	
9	31173-90J02	.HOLDER, BRUSH	1	
10	31191-96J00	.LEVER, SHIFT	1	
11	31220-94J00	.SWITCH, MAGNETO	1	
12	31310-90J00	.ARMATURE	1	
13	31320-93J00	.PINION	1	
14	31341-93J00	.SHAFT, PINION	1	
15	31343-90J00	.INTERNAL GEAR	1	
16	31344-90J00	.GEAR, PLANETARY	3	
17	31360-93J01	.WASHER SET	1	
18	31913-93J00	.TERMINAL	1	
19	31914-93J00	.CAP, TERMINAL	1	
20	31912-96J00	BAND, STARTING MOTOR	1	
21	31918-90J10	DAMPER, LOWER	1	
22	01550-08207	BOLT	2	
23	01550-08357	BOLT	2	

FIG.303A

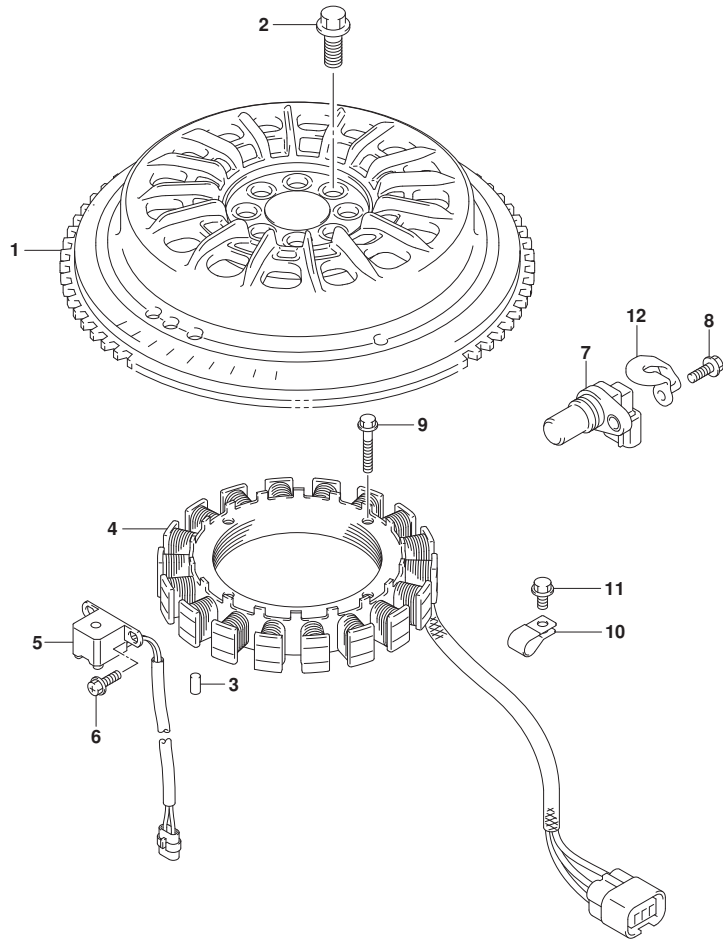


FIG.303A (1-D-10) MAGNETO

REF NO.	PART NO.	DESCRIPTION	Q'TY	REMARKS
1	32102-96J10	FLYWHEEL	1	
2	09103-12125	BOLT (12X26)	8	
3	09202-06031	PIN (6X12)	1	
4	32120-96J00	COIL, BATTERY CHARGING	1	
5	32160-88L00	COIL, IGNITION TIMING	1	
6	09106-05030	BOLT (5X10)	2	
7	33220-64L10	SENSOR, CAM POSITION	2	
8	01550-06167	BOLT	2	
9	09103-06231	BOLT (6X35)	4	
10	09403-13408	CLAMP	1	
11	01550-06127	BOLT	1	
12	11185-96L00	COVER, SENSOR	1	



FIG.310A

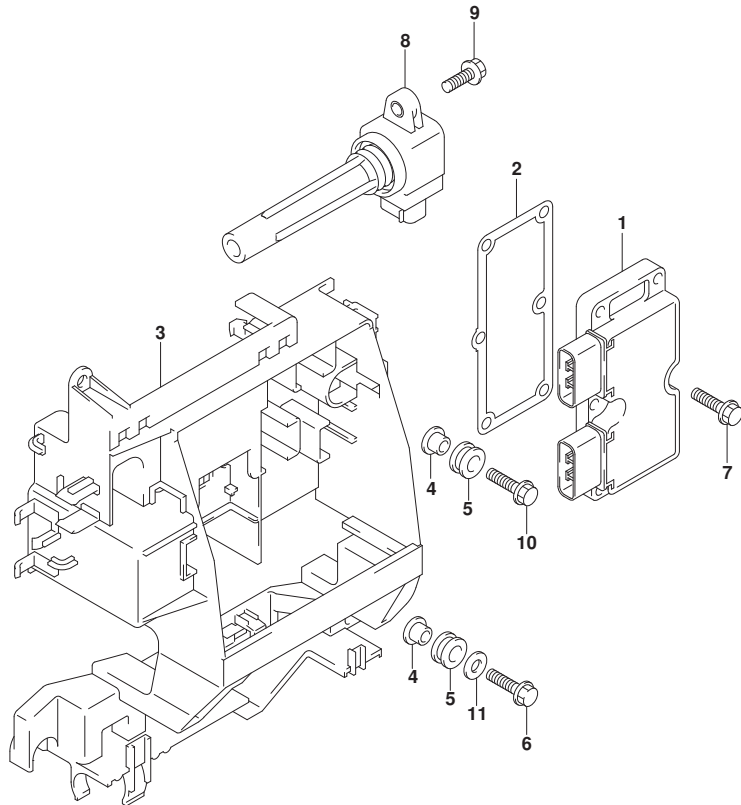


FIG.310A (1-D-11) RECTIFIER/IGNITION COIL

REF NO.	PART NO.	DESCRIPTION	Q'TY	REMARKS
1	32800-96J00	RECTIFIER & REGULATOR ASSY	1	
2	32805-96J00	GASKET, RECTIFIER & REGULATOR	1	
3	32890-96J20	HOLDER, ELECTRIC PARTS	1	
4	09169-06062	WASHER	2	
5	09320-09016	CUSHION	4	
6	01550-06257	BOLT	1	
7	01550-06257	BOLT	6	
8	33410-96L00	COIL ASSY, IGNITION	4	
9	01550-06207	BOLT	4	
10	09116-06202	BOLT (6X25)	1	
11	09160-06084	WASHER (6.5X18X1.6)	1	



FIG.315A

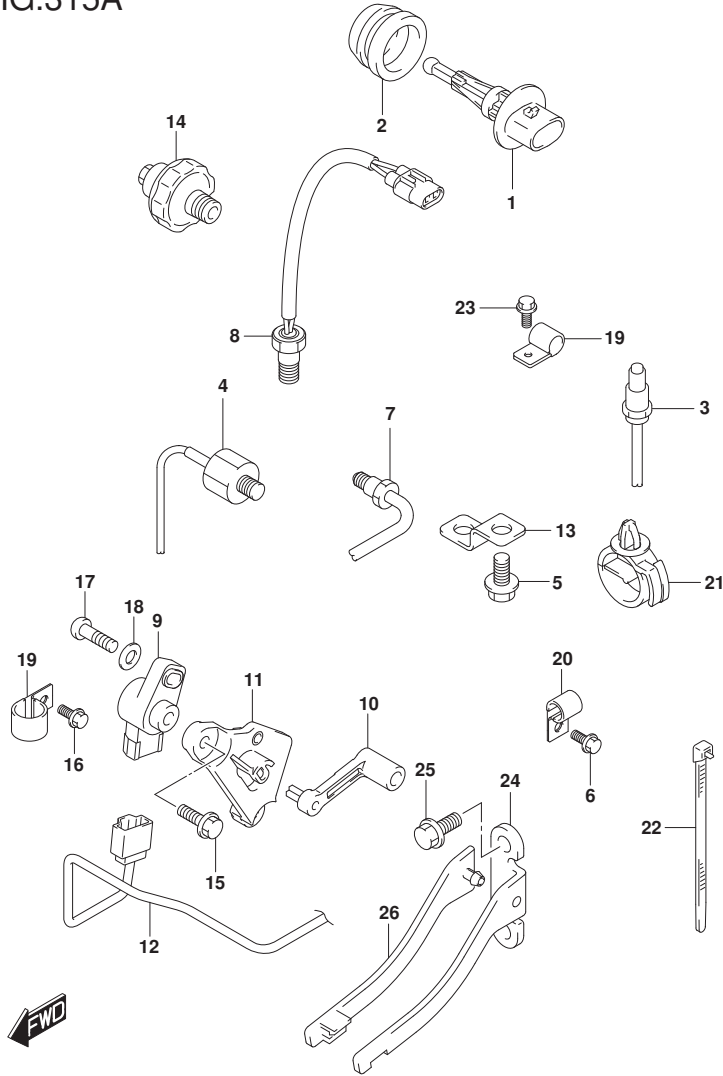


FIG.315A (1-D-12) SENSOR

REF NO.	PART NO.	DESCRIPTION	Q'TY	REMARKS
1	13650-52G00	SENSOR, INLET AIR TEMP	1	
2	13655-87J00	GROMMET, AIR TEMP SENSOR	1	
3	18213-98J10	SENSOR, OXYGEN	1	
4	18640-78G00	SENSOR ASSY, KNOCK	1	
5	29103-93J00	BOLT, PTT CABLE CLIP BRACKET (6X12)	1	
6	29103-93J00	BOLT, PTT CABLE CLAMP (6X12)	1	
7	34830-87J20	SENSOR ASSY, EXHAUST TEMP	1	
8	34830-87J20	SENSOR ASSY, CYLINDER TEMP	1	
9	34840-98J11	SENSOR ASSY, TRIM	1	
10	34841-96J00	LEVER, TRIM SENSOR	1	
11	34845-96J00	BRACKET, TRIM SENSOR	1	
12	36611-96J00	WIRE, TRIM SENSOR	1	
13	36617-93J10	BRACKET, PTT CABLE CLIP	1	
14	37820-99E01	SWITCH ASSY, OIL PRESSURE	1	
15	09103-06093	BOLT (6X20)	2	
16	09103-06307	BOLT (6X10)	1	
17	09125-05048	SCREW (5X16)	1	
18	09160-05029	WASHER (5.5X12X0.8)	1	
19	09403-13408	CLAMP	2	
20	09403-19409	CLAMP	1	
21	09403-20307	CLAMP	1	
22	09407-14407	CLAMP (L:145)	2	
23	01550-06127	BOLT	1	
24	43117-96J00	CAM, TRIM SENDER	1	
25	09116-05010	BOLT (5X12)	2	
26	43118-96J00	PLATE, TRIM SENDER CAM	1	

FIG.322A

FIG.322A (1-D-13) HARNESS

REF NO.	PART NO.	DESCRIPTION	Q'TY	REMARKS
1	33810-96L00	CABLE ASSY, STARTER MOTOR	1	
2	08316-10087	NUT	1	
3	36616-96J00	HOLDER, CABLE	1	
4	09169-06053	WASHER	2	
5	09320-04009	BUSH	2	
6	02142-06167	SCREW	2	
7	36610-96L10	HARNESS ASSY, WIRING	1	
8	36612-98J10	.CONNECTOR, SELECT TERMINAL	1	
9	36618-43410	.CAP, OIL PRESSURE SWITCH	1	
10	09320-08021	.CUSHION	2	
11	36737-96J00	.PULLER, FUSE	1	
12	36721-96J00	.O RING, UPPER COVER	1	
13	36738-96J10	.COVER, FUSE CASE UPPER	1	
14	38860-76F01	.RELAY	1	FOR MAIN
15	38860-76F01	.RELAY	1	FOR STARTER
16	09481-10501	.FUSE (10A)	2	
17	09481-15501	.FUSE (15A)	3	
18	09481-30501	.FUSE (30A)	3	
19	09481-30401	.FUSE (30A)	1	
20	09481-60401	.FUSE (60A)	2	
21	36612-96J00	CAP, TERMINAL	1	
22	08310-00067	NUT	1	
23	08321-01067	WASHER	1	
24	36617-93J00	BRACKET, HARNESS	2	
25	36617-96J00	BRACKET, HARNESS	1	
26	01550-06127	BOLT	4	
27	09403-18409	CLAMP	1	
28	09407-18402	CLAMP (L:165)	2	
29	09407-14403	CLAMP (L:125)	1	
30	09407-14407	CLAMP (L:145)	4	
31	09408-00008	CLIP (ID:20)	2	
32	09408-00012	CLIP (ID:11.5)	1	
33	36611-92J00	HARNESS ASSY, WIRING SUB	1	

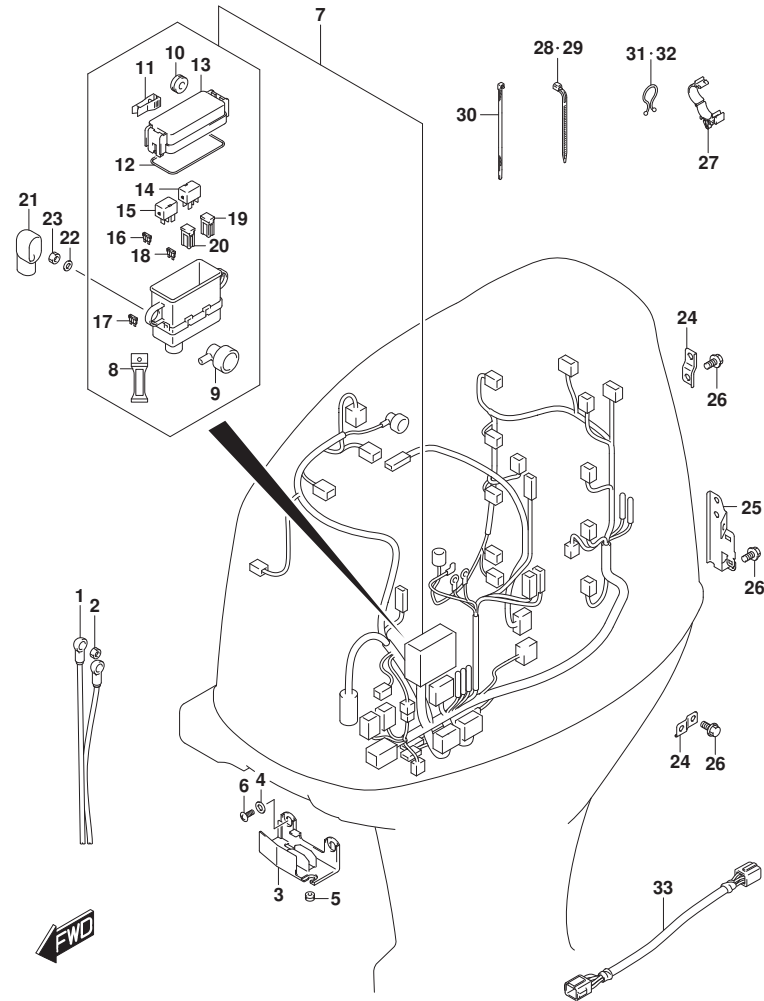


FIG.326A

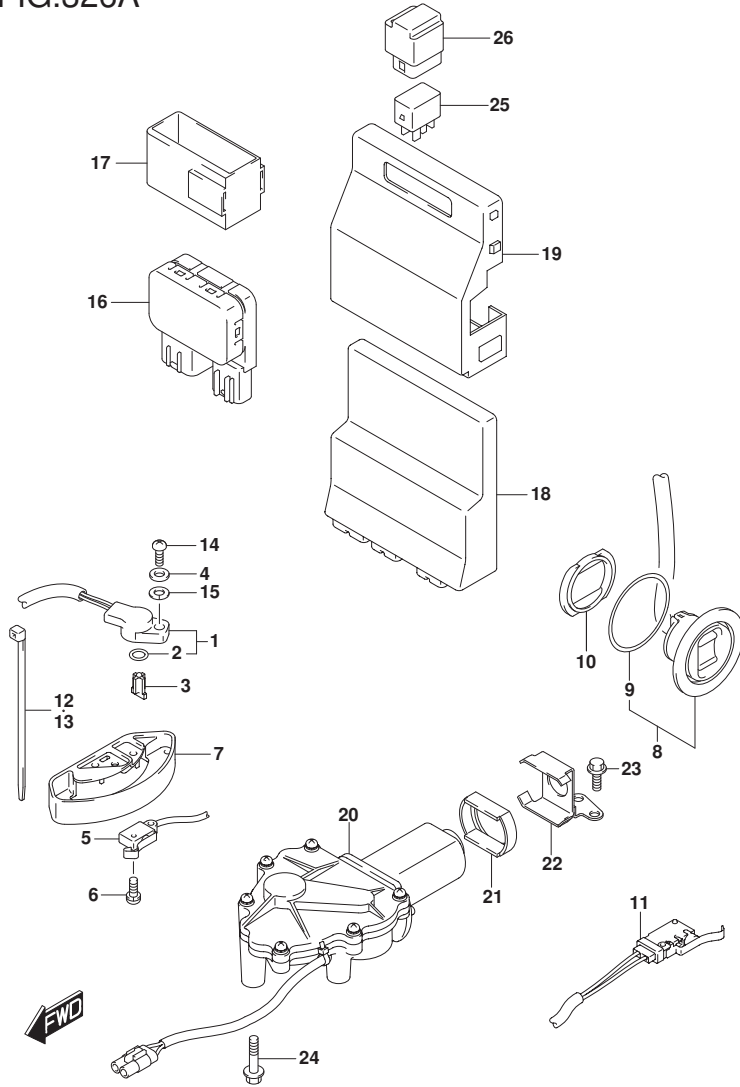


FIG.326A (1-D-14) PTT SWITCH/ENGINE CONTROL UNIT

REF NO.	PART NO.	DESCRIPTION	Q'TY	REMARKS
1	13580-98J02	SENSOR ASSY, SHIFT POSITION	1	
2	13575-40F00	.O RING	1	
3	37729-96L00	LEVER, SHIFT SENSOR	1	
4	09160-05029	WASHER (5.5X12X0.8)	1	
5	37721-93J00	SWITCH ASSY, NEUTRAL	1	
6	09137-04004	SCREW (4X16)	2	
7	37725-93J11	COVER, SWITCH ASSY	1	
8	37850-92J00	SWITCH ASSY, PTT	1	
9	37856-92J00	.TAPE, PTT SWITCH	1	
10	37857-92J00	BUSH, PTT SWITCH	1	
11	37722-93J11	SWITCH ASSY, TILT LIMIT	1	
12	09407-14407	CLAMP (L:145)	1	
13	09407-10404	CLAMP (L:100)	1	
14	07130-05167	BOLT	1	
15	08321-0105A	WASHER, LOCK	1	
16	38410-93J20	RELAY ASSY, PTT	1	
17	38415-93J20	HOLDER, PTT RELAY	1	
18	33920-96L10	UNIT, ENGINE CONTROL	1	
19	33925-98J00	CUSHION, ENGINE CONTROL UNIT	1	
20	38890-98J10	ACTUATOR ASSY, SHIFT	1	
21	38892-98J00	DAMPER, SHIFT ACTUATOR	1	
22	38895-98J00	BRACKET, SHIFT ACTUATOR	1	
23	01550-06167	BOLT	2	
24	01550-06307	BOLT	3	
25	38860-76F01	RELAY ASSY	2	
26	38915-90J00	HOLDER, RELAY	2	

FIG.331A

FIG.331A (1-D-15) KEY LESS START (DF200AP E01)

REF NO.	PART NO.	DESCRIPTION	QTY	REMARKS
1	32851-93J00	CUSHION, KLS CONTROLLER	2	
2	32980-38F00	HOLDER, KLS CONTROLLER	1	
3	36623-96L00	HARNESS ASSY, KLS CONT	1	
4	36615-96300	TERMINAL, RESIN	1	
5	36662-96L00	HARNESSASSY, KLS CAN	1	
6	37117-96L00	DECAL, KLS	2	
7	37171-96L00	CONTROLLER ASSY, KLS 433MHZ	1	
8	37172-96L00	REMOCON ASSY, KLS 433MHZ	2	
9	37173-96L00	HOLDER, KLS PARTS	1	
10	38500-93J90	BUZZER ASSY	1	
11	38860-96L00	RELAY ASSY, KLS	1	
12	09407-14407	CLAMP (L:145)	1	

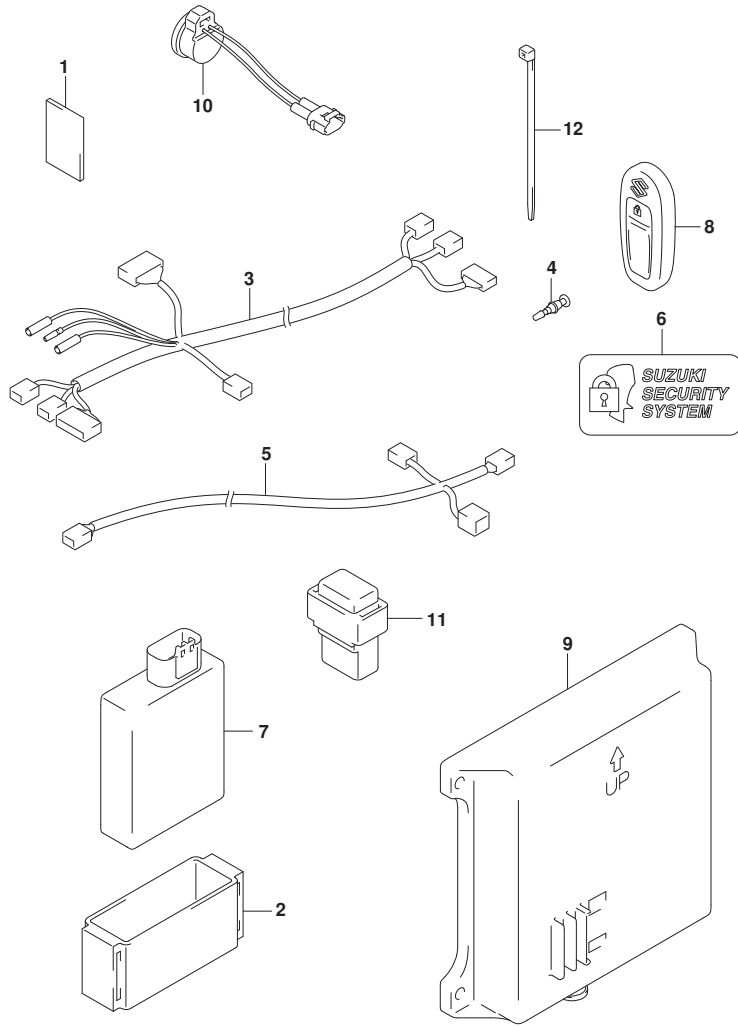


FIG.335A

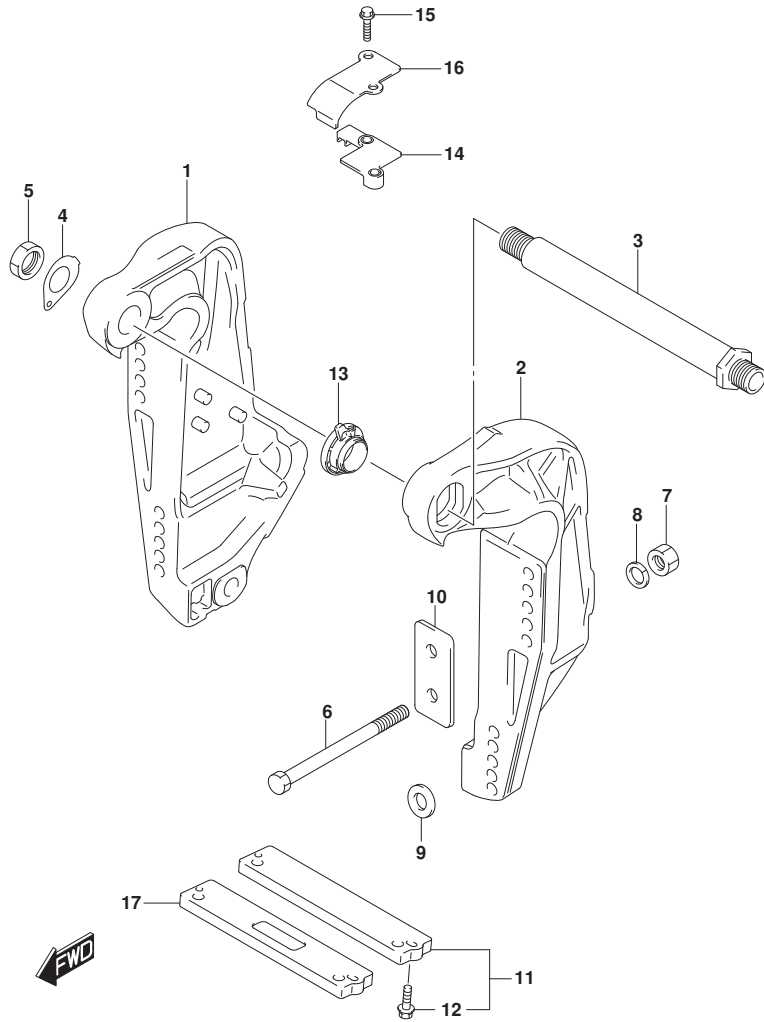


FIG.335A (1-E-2) CLAMP BRACKET

REF NO.	PART NO.	DESCRIPTION	Q'TY	REMARKS
1-1	41111-96J21-0EP	BRACKET, CLAMP STBD (BLACK)	1	
1-2	41111-96J21-Y5S	BRACKET, CLAMP STBD (WHITE)	1	
2-1	41121-96J12-0EP	BRACKET, CLAMP PORT (BLACK)	1	
2-2	41121-96J12-Y5S	BRACKET, CLAMP PORT (WHITE)	1	
3	41130-92J03	SHAFT, CLAMP BRKT	1	
4	41135-92J00	WASHER, CLAMP BRACKET SHAFT	1	
5	09159-22006	NUT	1	
6-1	09100-12086	BOLT (12.7X150)	6	
6-2	09100-12085	BOLT (12.7X115)	1	OPT
6-3	09100-12092	BOLT (12.7X75)	1	OPT
7	09159-12062	NUT	6	
8	09160-13021	WASHER (13.2X26X3)	6	
9	09160-13022	WASHER (13.2X45X3)	4	
10	41155-93J02	PLATE, TRANSOM	2	
11	55320-94900	ZINC SET, PROTECTION	1	
12	09116-06121	.BOLT (6X25)	2	
13	48140-93J01	CAM, TILT LIMIT SWITCH	1	
14	48144-93J00	HOLDER, TILT LIMIT SWITCH	1	
15	09103-06278	BOLT (6X25)	2	
16	48145-93J00	COVER, TILT LIMIT SWITCH	1	
17	55321-94910	ANODE (MAGNESIUM)	1	OPT

FIG.336A

FIG.336A (1-E-3) SWIVEL BRACKET (DF200AP E01)

REF NO.	PART NO.	DESCRIPTION	Q'TY	REMARKS
1	22511-99011	NIPPLE, GREASE	4	
2	36894-87D00	LEAD (SWIVEL TO MOUNT BRKT)	1	
3-1	43111-96J00-0EP	BRACKET, SWIVEL (L) (BLACK)	1	W/TRANSOM(L)
3-2	43111-96J00-Y5S	BRACKET, SWIVEL (L) (WHITE)	1	W/TRANSOM(L)
3-3	43111-96J10-0EP	BRACKET, SWIVEL (X) (BLACK)	1	W/TRANSOM(X)
3-4	43111-96J10-Y5S	BRACKET, SWIVEL (X) (WHITE)	1	W/TRANSOM(X)
4	43211-93J00	BUSH, CLAMP SHAFT SWIVEL	2	
5	43711-97E01	BUSH, STEERING	2	
6-1	43750-96J50-0EP	BRACKET, STEERING (L) (BLACK)	1	W/TRANSOM(L)
6-2	43750-96J50-Y5S	BRACKET, STEERING (L) (WHITE)	1	W/TRANSOM(L)
6-3	43750-96J60-0EP	BRACKET, STEERING (X) (BLACK)	1	W/TRANSOM(X)
6-4	43750-96J60-Y5S	BRACKET, STEERING (X) (WHITE)	1	W/TRANSOM(X)
7	09125-06063	SCREW (6X10)	2	
8	09160-39001	WASHER (39.5X64X1)	2	
9	09181-39001	SHIM (39.5X64X0.3)	4	
10	09380-38003	CIRCLIP	1	
11	09169-28003	WASHER	2	
12	09282-39001	OIL SEAL (39X51X5)	1	
13-1	55321-87J00	ANODE, PROTECTION	1	
13-2	55321-87J10	ANODE (MAGNESIUM)	1	OPT
14	09103-06281	BOLT (6X14)	1	
15	41220-96J10	LEVER, TILT LOCK	1	
16	41234-96J10	LEVER, TILT LOCK PORT	1	
17	41224-95E01	BUSH, TILT STOPPER ROD	2	
18	41230-96J00	LINK, TILT LOCK LEVER	1	
19	41233-95E10	BRACKET, TILT LOCK SPRING	1	
20	09125-06063	SCREW (6X10)	1	
21	09140-10032	NUT	1	
22	09160-06082	WASHER (6.5X13X1.0)	1	
23	09204-01006	PIN	1	
24	09440-19028	SPRING	1	
25	09443-10043	SPRING	1	
26	36894-87D00	LEAD (SWIVEL TO MOUNT BRACKET)	1	
27	09125-06063	SCREW (6X10)	2	

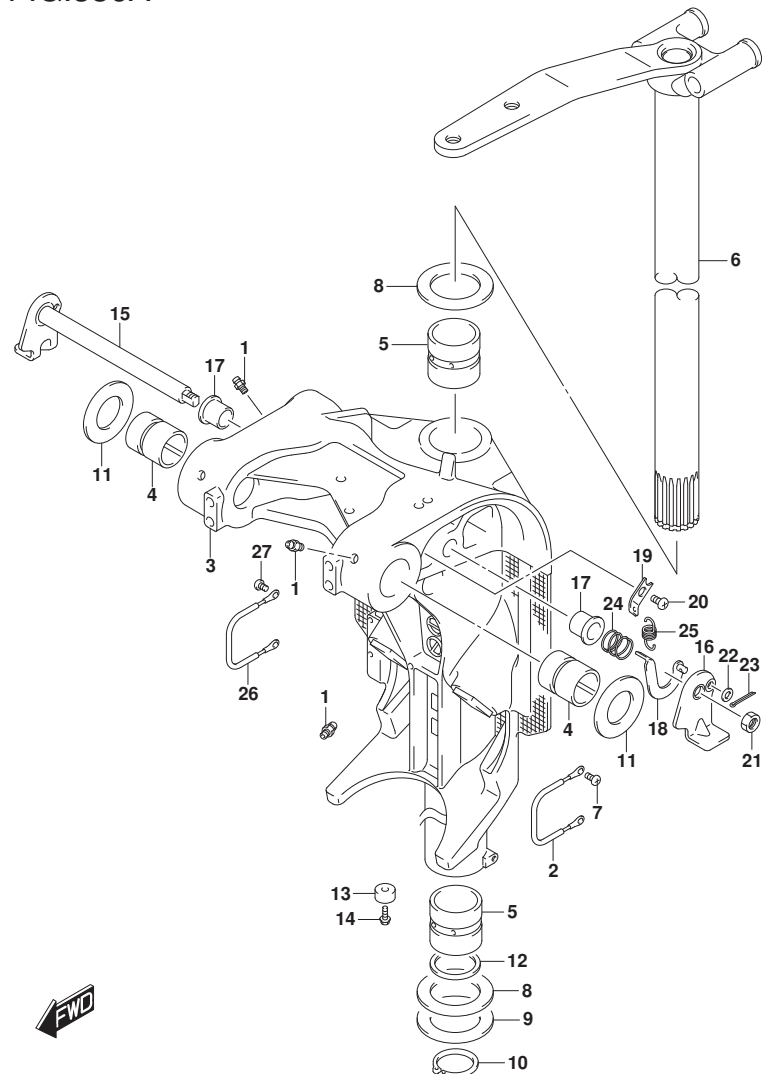


FIG.336B

FIG.336B (1-E-4) SWIVEL BRACKET (DF200AP E40)

REF NO.	PART NO.	DESCRIPTION	Q'TY	REMARKS
1	22511-99011	NIPPLE, GREASE	4	
2	36894-87D00	LEAD (SWIVEL TO MOUNT BRKT)	1	
3-1	43111-96J10-0EP	BRACKET, SWIVEL (X) (BLACK)	1	
3-2	43111-96J10-Y5S	BRACKET, SWIVEL (X) (WHITE)	1	
4	43211-93J00	BUSH, CLAMP SHAFT SWIVEL	2	
5	43711-97E01	BUSH, STEERING	2	
6-1	43750-96J60-0EP	BRACKET, STEERING (X) (BLACK)	1	
6-2	43750-96J60-Y5S	BRACKET, STEERING (X) (WHITE)	1	
7	09125-06063	SCREW (6X10)	2	
8	09160-39001	WASHER (39.5X64X1)	2	
9	09181-39001	SHIM (39.5X64X0.3)	4	
10	09380-38003	CIRCLIP	1	
11	09169-28003	WASHER	2	
12	09282-39001	OIL SEAL (39X51X5)	1	
13-1	55321-87J00	ANODE, PROTECTION	1	
13-2	55321-87J10	ANODE (MAGNESIUM)	1	OPT
14	09103-06281	BOLT (6X14)	1	
15	41220-96J10	LEVER, TILT LOCK	1	
16	41234-96J10	LEVER, TILT LOCK PORT	1	
17	41224-95E01	BUSH, TILT STOPPER ROD	2	
18	41230-96J00	LINK, TILT LOCK LEVER	1	
19	41233-95E10	BRACKET, TILT LOCK SPRING	1	
20	09125-06063	SCREW (6X10)	1	
21	09140-10032	NUT	1	
22	09160-06082	WASHER (6.5X13X1.0)	1	
23	09204-01006	PIN	1	
24	09440-19028	SPRING	1	
25	09443-10043	SPRING	1	
26	36894-87D00	LEAD (SWIVEL TO MOUNT BRACKET)	1	
27	09125-06063	SCREW (6X10)	2	

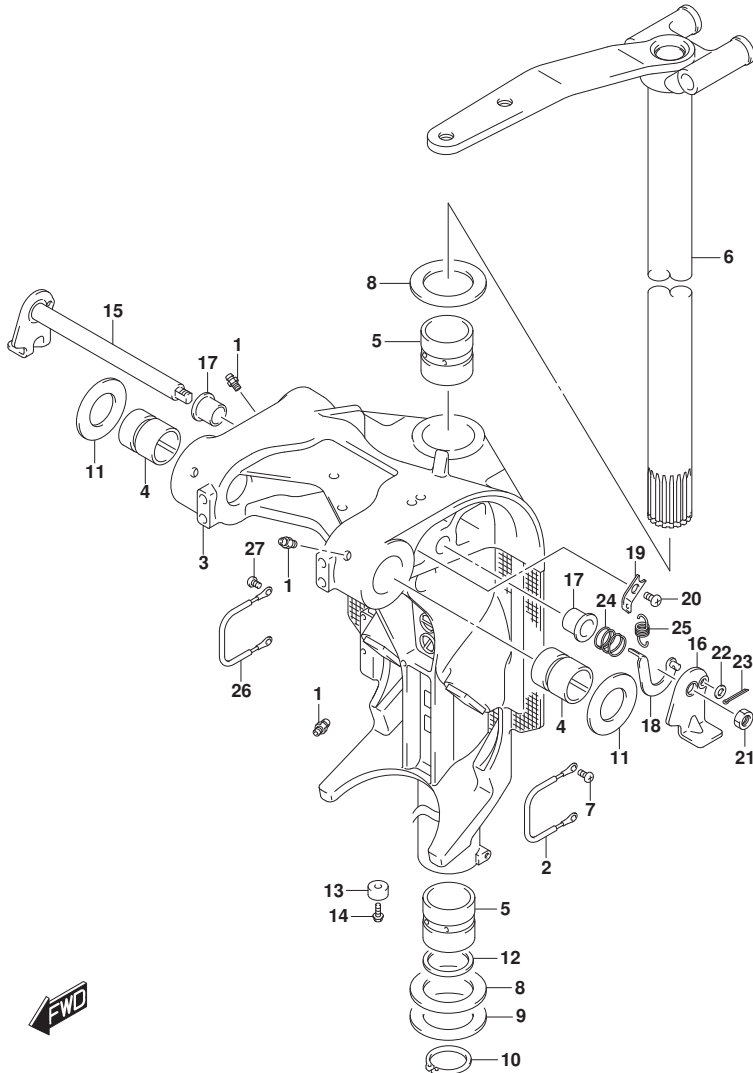




FIG.337A

FIG.337A (1-E-5) TRIM CYLINDER

REF NO.	PART NO.	DESCRIPTION	Q'TY	REMARKS
1	48000-96J10	TRIM ASSY, POWER WITH TILT	1	
2	29404-93J10	.CLAMP	1	
3	31281-92J10	.BOLT	4	
4	38100-96J10	.MOTOR ASSY, PTT	1	
5	48502-96J05	.PUMP ASSY	1	
6	48503-96J03	.MANIFOLD SUB ASSY	1	
7	48401-96J01	..PISTON ASSY	1	
8	48601-94900	..PISTON / RAM ASSY	2	
9	48627-95E00	..O RING SET	3	
10	48630-96J02	..HEAD, TRIM CYLINDER	2	
11	48633-94900	..O RING SET (2PCS)	2	
12	48641-96J02	..MANIFOLD, PTT	1	
13	48650-94900	..PISTON, FREE	1	
14	48405-87D00	...O RING	1	
15	48615-97E00	...RING SET, PISTON	1	
16	48570-95E01	.RESERVOIR	1	
17	48572-95E00	..CAP	1	
18	48583-95E00	.JOINT, DRIVE	1	
19	48585-95E00	.O RING	1	
20	48588-94900	.O RING SET (6PCS)	1	
21	48861-92J01	.BOLT, RESERVOIR	3	
22	48862-92J20	.BOLT	1	
23	48862-92J30	.BOLT	2	
24	48121-92J00	SHAFT, TILT CYLINDER LOWER	1	
25	48311-96J20	PAD, TRIM CYLINDER RAM	2	
26	48321-87D03	SHAFT, TILT CYLINDER UPPER	1	
27	48326-95E00	BUSH, TILT CYLINDER LOWER	2	
28	09116-10183	BOLT (10X35)	2	
29	29141-93J20	NUT, TRIM CYLINDER RAM (M10)	2	
30	09162-10005	LOCK WASHER	2	
31	09306-17001	BUSH	2	
32	09380-17009	CIRCLIP	2	

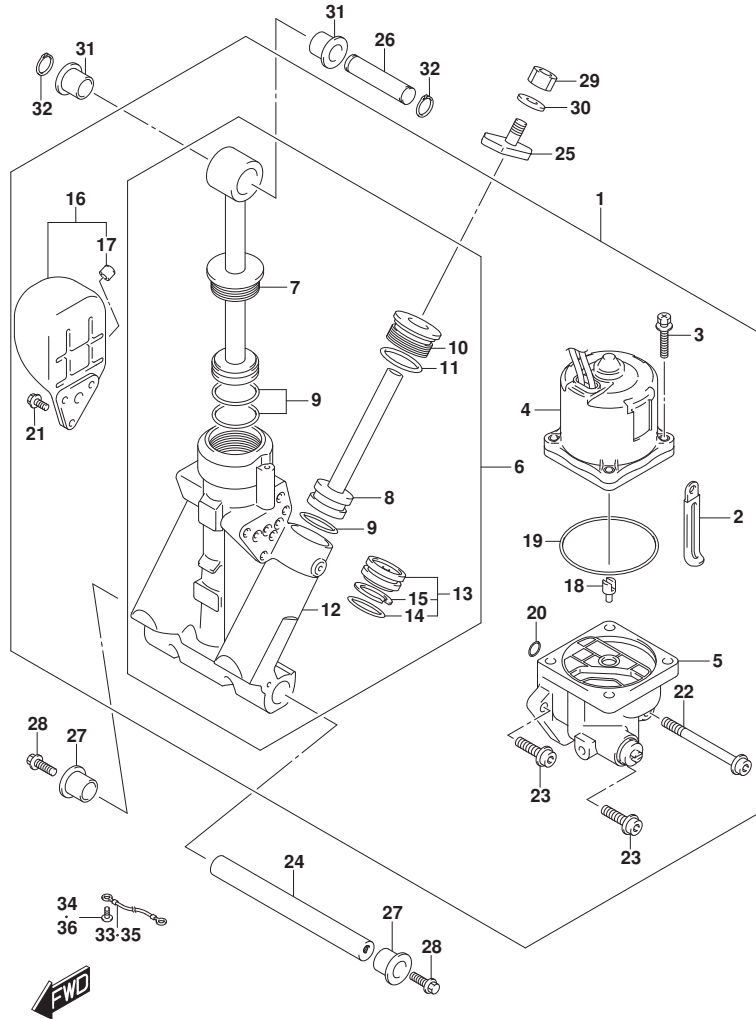


FIG.337A

FIG.337A (1-E-6) TRIM CYLINDER

REF NO.	PART NO.	DESCRIPTION	Q'TY	REMARKS
33	36894-87D00	LEAD, PTT TO ANODE (L:165)	1	
34	09125-06063	SCREW (6X10)	1	
35	36895-87D10	LEAD, PTT TO ANODE (L:310)	1	
36	09125-05050	SCREW (5X8)	1	

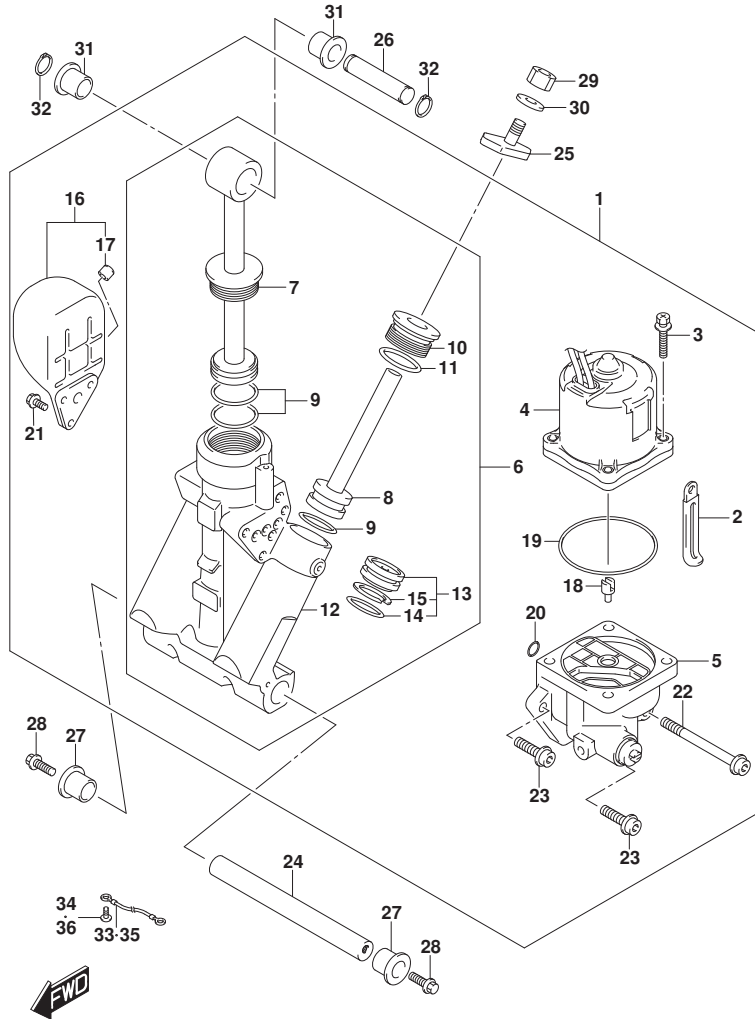


FIG.340A

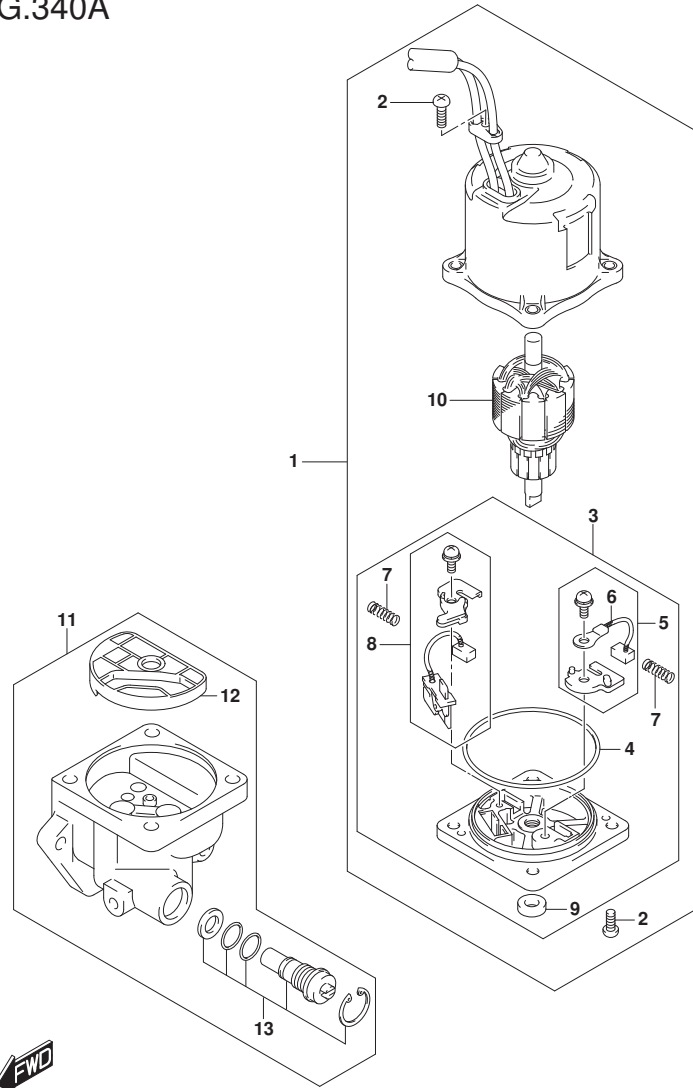


FIG.340A (1-E-7) PTT MOTOR

REF NO.	PART NO.	DESCRIPTION	QTY	REMARKS
1	38100-96J10	MOTOR ASSY, PTT	1	
2	31111-94900	.SCREW, YOKE	3	
3	31173-94910	.HOLDER, BRUSH	1	
4	31123-94910	..O RING	1	
5	31133-90J00	..BRUSH SET, PLUS	1	
6	31133-94900	...BRUSH, PLUS	1	
7	31135-94900	..SPRING	2	
8	31136-90J10	..BREAKER	1	
9	33799-97E00	..OIL SEAL	1	
10	31311-94900	..ARMATURE	1	
11	48502-96J05	PUMP ASSY	1	
12	48582-95E01	..FILTER	1	
13	48864-96J10	..VALVE, MANUAL	1	

FIG.401A

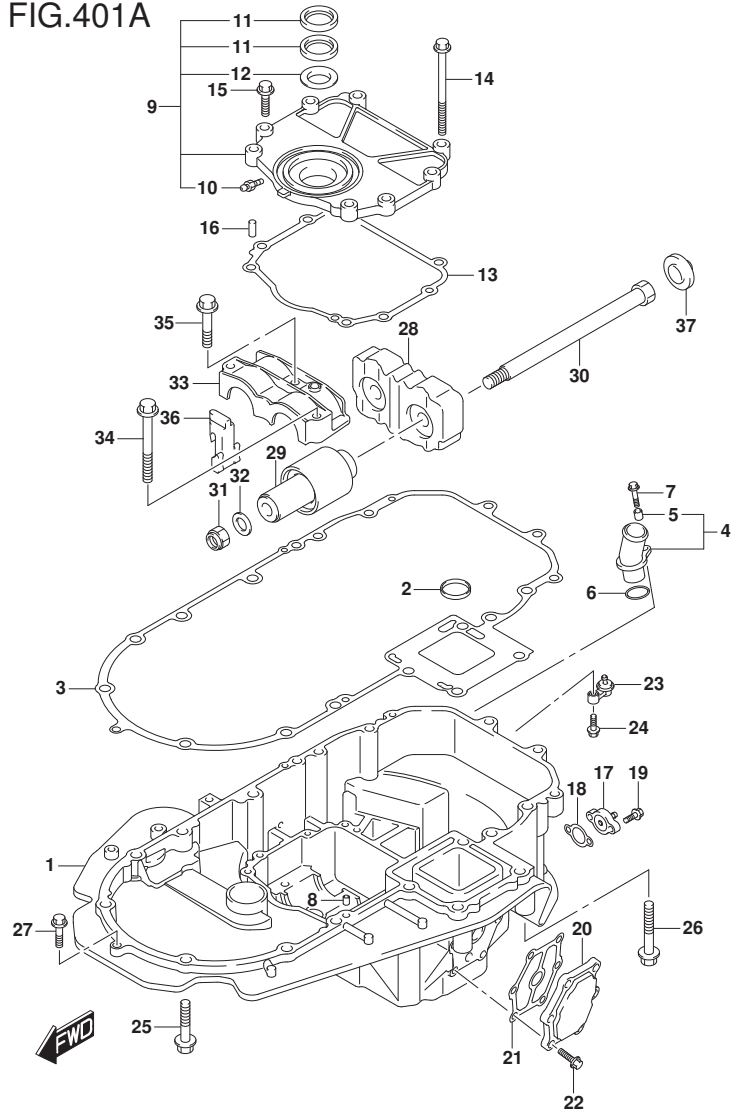


FIG.401A (1-E-8) ENGINE HOLDER

REF NO.	PART NO.	DESCRIPTION	Q'TY	REMARKS
1-1	51111-96J20-0EP	HOLDER, ENGINE (BLACK)	1	
1-2	51111-96J20-Y5S	HOLDER, ENGINE (WHITE)	1	
2	16519-93J00	SEAL, ENGINE HOLDER OIL	1	
3	51211-96J00	GASKET, ENGINE HOLDER	1	
4	51115-90J10	UNION, WATER RETURN	1	
5	09180-06289	.SPACER (6.5X10X11.5)	1	
6	09280-26006	O RING (D:3.1,ID:26.4)	1	
7	01550-06257	BOLT	1	
8	09206-08001	PIN (8X11)	2	
9	51120-96J02	COVER, MOUNT OIL SEAL	1	
10	22511-99011	.NIPPLE,GREASE	1	
11	51124-93J01	.OIL SEAL	2	
12	51125-93J00	.SCRAPER	1	
13	51123-96J01	GASKET, MOUNT OIL SEAL COVER	1	
14	09103-08109	BOLT (8X120)	1	
15	01550-0830A	BOLT	7	
16	09206-08001	PIN (8X11)	2	
17	51140-96J00	COVER, ENGINE HOLDER	1	
18	51142-96J00	GASKET, ENGINE HOLDER COVER	1	
19	01550-06207	BOLT	2	
20	51161-96J01	COVER, ENG HOLDER WATER JKT	1	
21	51162-96J00	GASKET, ENG HOLDER WTR JKT COV	1	
22	09103-06093	BOLT (6X20)	6	
23	51170-96J01	BRACKET, WATER INDICATOR	1	
24	09116-06121	BOLT (6X25)	1	
25	09116-10180	BOLT (10X50)	6	
26	09116-10137	BOLT (10X70)	2	
27	01550-08307	BOLT	1	
28	54121-96J01	MOUNT, UPPER THRUST	1	
29	54130-96J01	MOUNT, UPPER	2	
30	54112-96J01	BOLT, UPPER MOUNT (14X227)	2	

FIG.401A

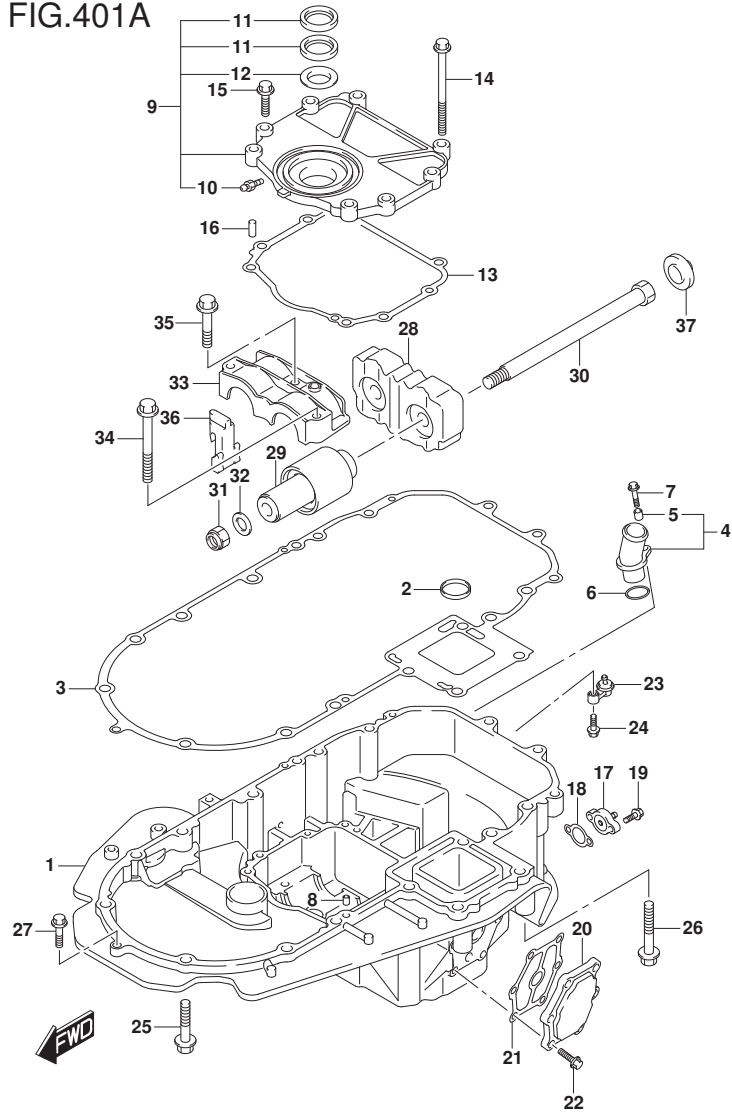
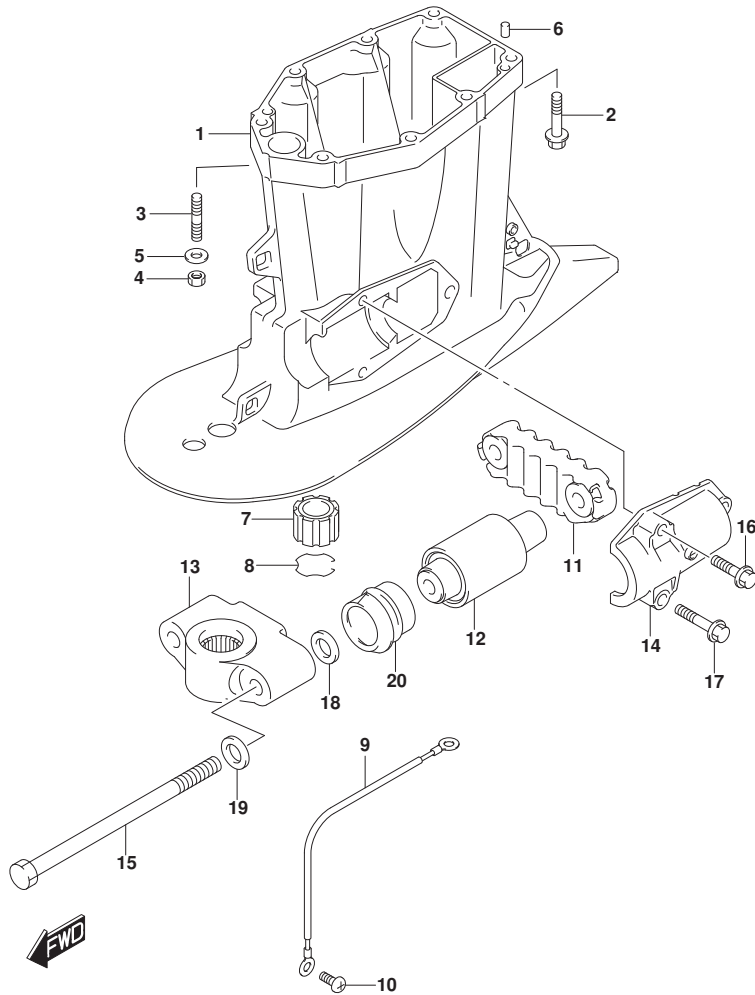


FIG.401A (1-E-9) ENGINE HOLDER

REF NO.	PART NO.	DESCRIPTION	Q'TY	REMARKS
31	09159-14026	NUT	2	
32	09160-15051	WASHER (15X24X3)	2	
33	54137-93J02	COVER, UPPER MOUNT	1	
34	09116-10135	BOLT (10X95)	1	
35	09116-10175	BOLT (10X50)	2	
36	54127-96J00	MOUNT, UPPER SIDE	2	
37	54122-96J00	SPACER, UPPER MOUNT THRUST	2	

FIG.405A

FIG.405A (1-E-10) DRIVE SHAFT HOUSING (DF200AP E01)



REF NO.	PART NO.	DESCRIPTION	Q'TY	REMARKS
1-1	52111-96J00-0EP	HOUSING, DRIVE SHAFT (L) (BLACK)	1	W/TRANSOM(L)
1-2	52111-96J00-Y5S	HOUSING, DRIVE SHAFT (L) (WHITE)	1	W/TRANSOM(L)
1-3	52111-96J10-0EP	HOUSING, DRIVE SHAFT (X) (BLACK)	1	W/TRANSOM(X)
1-4	52111-96J10-Y5S	HOUSING, DRIVE SHAFT (X) (WHITE)	1	W/TRANSOM(X)
2-1	09116-10181	BOLT (10X44)	6	W/TRANSOM(L)
2-2	09116-10181	BOLT (10X44)	8	W/TRANSOM(X)
3	09108-10150	STUD BOLT	2	W/TRANSOM(L)
4	29141-93J20	NUT, DRIVE SFT HSG STUD (M10)	2	W/TRANSOM(L)
5	09160-10141	WASHER (10.5X19X2)	2	W/TRANSOM(L)
6	09202-08006	PIN (8X12)	2	
7	57130-87D10	BUSH, DRIVE SHAFT	1	W/TRANSOM(X)
8	09387-38002	RING	1	W/TRANSOM(X)
9	36895-87D10	LEAD (SWIVEL TO HSG)	1	
10	09125-06063	SCREW (6X10)	1	
11	54151-96J01	MOUNT, LOWER THRUST	1	
12	54160-96J01	MOUNT, LOWER	2	
13-1	54211-96J01-0EP	BRACKET, LOWER MOUNT (BLACK)	1	
13-2	54211-96J01-Y5S	BRACKET, LOWER MOUNT (WHITE)	1	
14	54221-96J00	COVER, LOWER MOUNT	2	
15	09100-14004	BOLT (14X220)	2	
16	09116-10182	BOLT (10X35)	2	
17	09116-10180	BOLT (10X50)	4	
18	09160-16050	WASHER (16X32X3)	2	
19	09160-16050	WASHER (16X32X3)	2	
20	54167-96J00	MOUNT, LOWER SIDE	2	

FIG.405B

FIG.405B (1-E-11) DRIVE SHAFT HOUSING (DF200AP E40)

REF NO.	PART NO.	DESCRIPTION	Q'TY	REMARKS
1-1	52111-96J10-0EP	HOUSING, DRIVE SHAFT (X) (BLACK)	1	
1-2	52111-96J10-Y5S	HOUSING, DRIVE SHAFT (X) (WHITE)	1	
2	09116-10181	BOLT (10X44)	8	
3	09202-08006	PIN (8X12)	2	
4	57130-87D10	BUSH, DRIVE SHAFT	1	
5	09387-38002	RING	1	
6	36895-87D10	LEAD (SWIVEL TO HSG)	1	
7	09125-06063	SCREW (6X10)	1	
8	54151-96J01	MOUNT, LOWER THRUST	1	
9	54160-96J01	MOUNT, LOWER	2	
10-1	54211-96J01-0EP	BRACKET, LOWER MOUNT (BLACK)	1	
10-2	54211-96J01-Y5S	BRACKET, LOWER MOUNT (WHITE)	1	
11	54221-96J00	COVER, LOWER MOUNT	2	
12	09100-14004	BOLT (14X220)	2	
13	09116-10182	BOLT (10X35)	2	
14	09116-10180	BOLT (10X50)	4	
15	09160-16050	WASHER (16X32X3)	2	
16	09160-16050	WASHER (16X32X3)	2	
17	54167-96J00	MOUNT, LOWER SIDE	2	

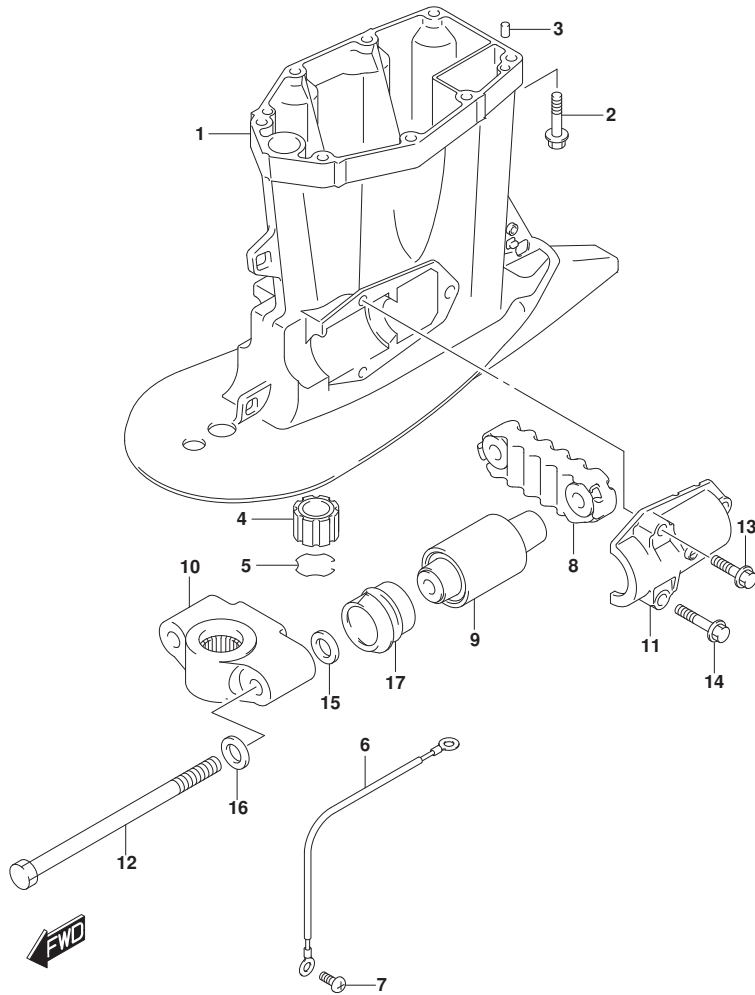


FIG.407A

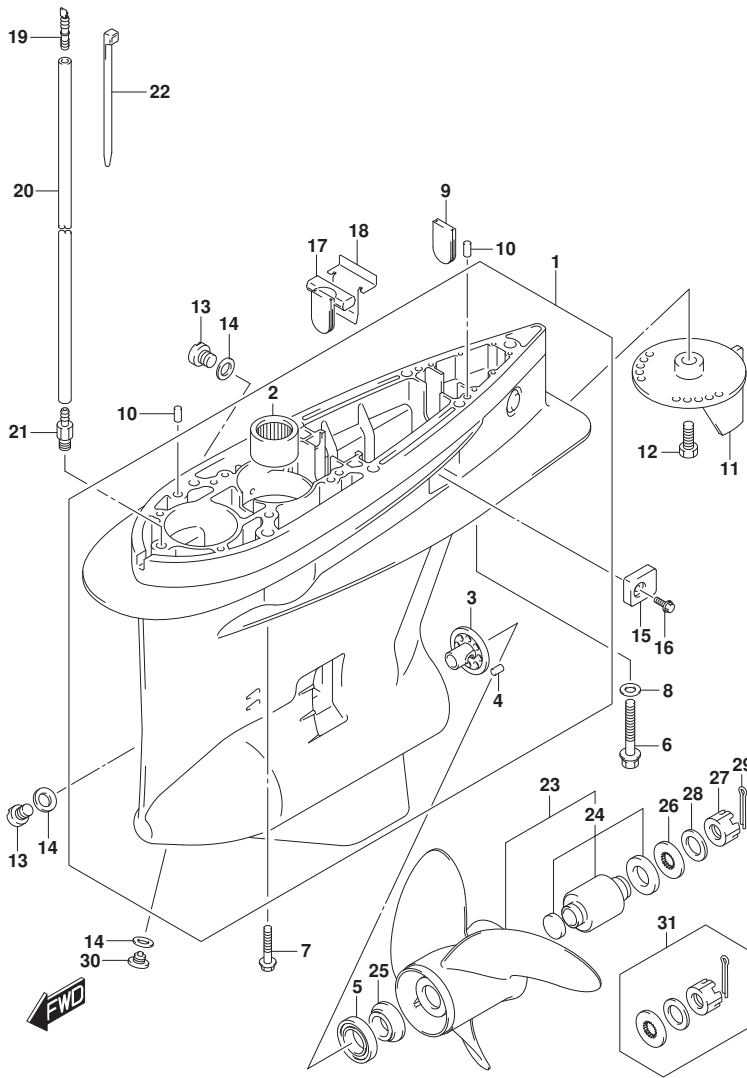
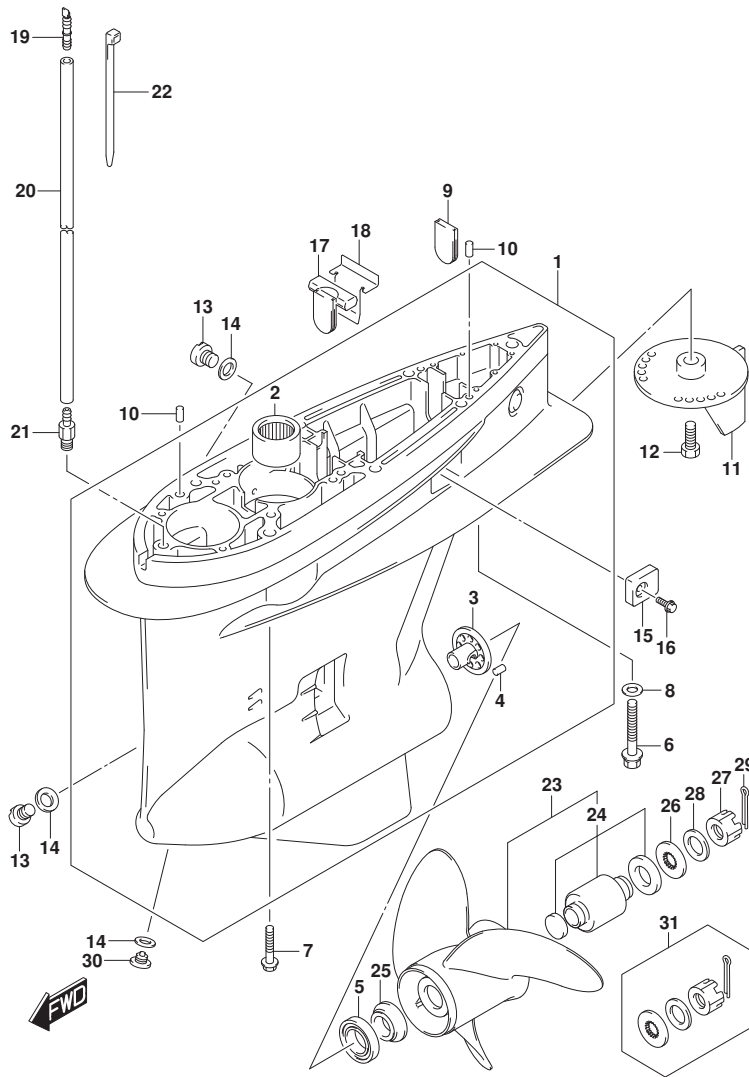


FIG.407A (1-E-12) GEAR CASE

REF NO.	PART NO.	DESCRIPTION	Q'TY	REMARKS
1-1	55110-96L00-0EP	CASE, GEAR (BLACK)	1	
1-2	55110-96L00-Y5S	CASE, GEAR (WHITE)	1	
2	09263-32017	.BEARING (32X48X30)	1	
3	56145-93J00	.HOUSING, SHIFT CAM	1	
4	04221-08129	.PIN	1	
5	09265-65001	.BEARING	1	FWD THRUST
6	09100-12052	BOLT (12X70)	1	
7	09116-10150	BOLT (10X55)	6	
8	09160-12066	WASHER (12.5X22X2.5)	1	
9	17566-87D11	GROMMET, GEAR CASE	1	
10	09202-08006	PIN (8X12)	2	
11-1	55125-98J00-0EP	TAB, TRIM (BLACK)	1	
11-2	55125-98J00-Y5S	TAB, TRIM (WHITE)	1	
12	09116-08137	BOLT (8X22)	1	
13	55128-93J10	PLUG, DRAIN	2	
14	09168-10034	GASKET (9.5X16.5X2)	3	
15	55321-93J00	ANODE, PROTECTION	2	
16	09116-06236	BOLT (6X16)	2	
17	55332-87D11	RUBBER, EXHAUST SEAL	1	
18	55333-87D10	PLATE, EXHAUST SEAL	1	
19	55127-87D00	UNION, SPEEDOMETER HOSE	1	
20	09355-40805-600	HOSE (4X8X600)	1	L:600->50
21	09362-09008	UNION	1	
22	09407-10404	CLAMP (L:100)	2	
23-1	58200-93LA0	PROPELLER (3X16X18.5)	1	W/COUNTER ROTATION
23-2	58200-93LB0	PROPELLER (3X16X20)	1	W/COUNTER ROTATION
23-3	58200-93LC0	PROPELLER (3X16X21.5)	1	W/COUNTER ROTATION
23-4	58200-93LD0	PROPELLER (3X16X23)	1	W/COUNTER ROTATION
23-5	58200-93LF0	PROPELLER (3X16X24.5)	1	W/COUNTER ROTATION



FIG.407A



DF200AP\_E01\_015\_407A  
GEAR CASE

FIG.407A (1-E-13) GEAR CASE

REF NO.	PART NO.	DESCRIPTION	Q'TY	REMARKS
23-6	58200-93L00	PROPELLER (3X16X17)	1	W/REGULAR ROTATION
23-7	58200-93L10	PROPELLER (3X16X18.5)	1	W/REGULAR ROTATION
23-8	58200-93L20	PROPELLER (3X16X20)	1	W/REGULAR ROTATION
23-9	58200-93L30	PROPELLER (3X16X21.5)	1	W/REGULAR ROTATION
23-10	58200-93L40	PROPELLER (3X16X23)	1	W/REGULAR ROTATION
23-11	58200-93L50	PROPELLER (3X16X24.5)	1	W/REGULAR ROTATION
23-12	58200-93L60	PROPELLER (3X16X26)	1	W/REGULAR ROTATION
23-13	58200-93L70	PROPELLER (3X16X27.5)	1	W/REGULAR ROTATION
23-14	58200-93LE0	PROPELLER (3X16X17)	1	OPT W/COUNTER ROTATION
23-15	58200-93LG0	PROPELLER (3X16X26)	1	OPT W/COUNTER ROTATION
23-16	58200-96JA0	PROPELLER (3X15.5X17)	1	OPT W/COUNTER ROTATION
23-17	58200-96JB0	PROPELLER (3X15.25X19)	1	OPT W/COUNTER ROTATION
23-18	58200-96JC0	PROPELLER (3X15X21)	1	OPT W/COUNTER ROTATION
23-19	58200-96JD0	PROPELLER (3X14.75X23)	1	OPT W/COUNTER ROTATION
23-20	58200-96JE0	PROPELLER (3X14.5X25)	1	OPT W/COUNTER ROTATION
23-21	58200-96JF0	PROPELLER (3X14.5X27)	1	OPT W/COUNTER ROTATION
23-22	58300-93JA0	PROPELLER (4X15.25X20)	1	OPT W/COUNTER ROTATION
23-23	58300-93JB0	PROPELLER (4X15.25X22)	1	OPT W/COUNTER ROTATION
23-24	58300-93JC0	PROPELLER (4X15.25X24)	1	OPT W/COUNTER ROTATION
23-25	58300-93JD0	PROPELLER (4X15.25X26)	1	OPT W/COUNTER ROTATION

DF200AP\_E01\_015

FIG.407A

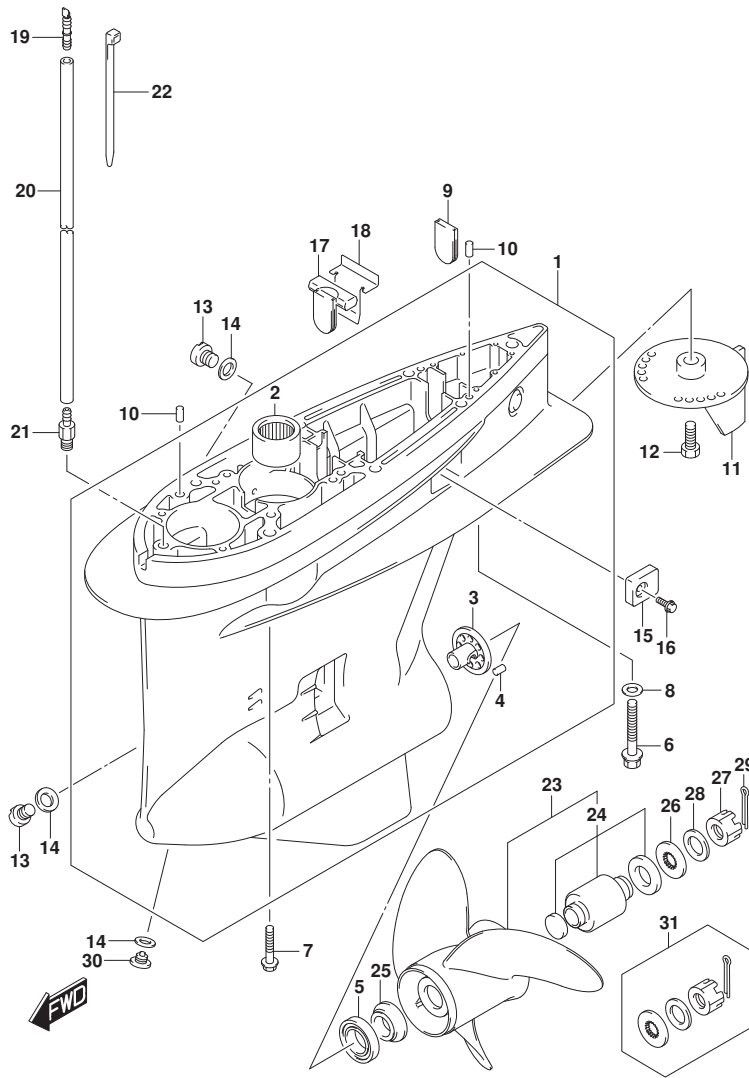


FIG.407A (1-E-14) GEAR CASE

REF NO.	PART NO.	DESCRIPTION	Q'TY	REMARKS
23-26	58200-96J00	PROPELLER (3X15.5X17)	1	OPT W/REGULAR ROTATION
23-27	58200-96J10	PROPELLER (3X15.25X19)	1	OPT W/REGULAR ROTATION
23-28	58200-96J20	PROPELLER (3X15X21)	1	OPT W/REGULAR ROTATION
23-29	58200-96J30	PROPELLER (3X14.75X23)	1	OPT W/REGULAR ROTATION
23-30	58200-96J40	PROPELLER (3X14.5X25)	1	OPT W/REGULAR ROTATION
23-31	58200-96J50	PROPELLER (3X14.5X27)	1	OPT W/REGULAR ROTATION
23-32	58200-93L80	PROPELLER (3X16X27.5)	1	OPT W/REGULAR ROTATION
23-33	58300-93J00	PROPELLER (4X15.25X18)	1	OPT W/REGULAR ROTATION
23-34	58300-93J10	PROPELLER (4X15.25X20)	1	OPT W/REGULAR ROTATION
23-35	58300-93J20	PROPELLER (4X15.25X22)	1	OPT W/REGULAR ROTATION
23-36	58300-93J30	PROPELLER (4X15.25X24)	1	OPT W/REGULAR ROTATION
23-37	58300-93J40	PROPELLER (4X15.25X26)	1	OPT W/REGULAR ROTATION
24	58105-93J10	.BUSH SET, PROPELLER	1	
25	57632-93L01	STOPPER, PROPELLER BUSH	1	
26	57633-87D30	SPACER, PROPELLER NUT	1	
27	09141-18005	NUT	1	
28	09160-18028	WASHER (18.5X31X1)	1	
29	09204-03003	COTTER PIN (D:3.6,L:25)	1	
30	55128-93L00	PLUG, DRAIN	1	
31	57630-92E00	KIT, PROPELLER NUT	1	OPT
32	25700-93J00	KIT, GEAR CASE SEALING	1	OPT NOT ILLUSTRATED

FIG.410A

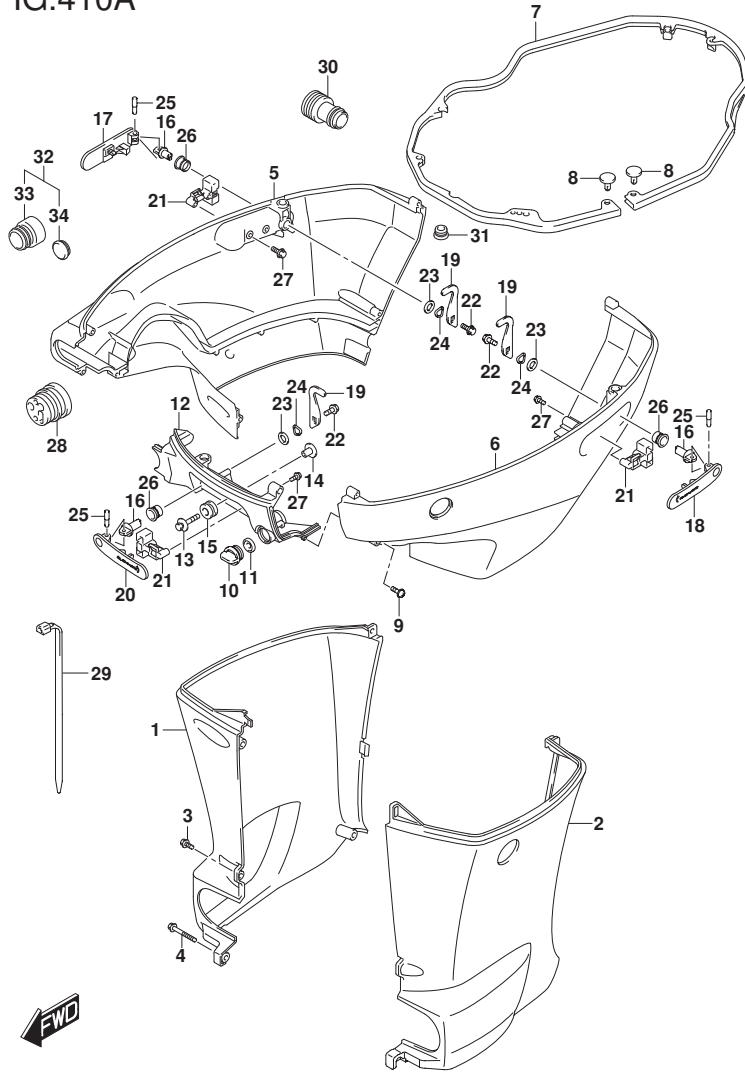


FIG.410A (1-E-15) SIDE COVER (DF200AP E01)

REF NO.	PART NO.	DESCRIPTION	Q'TY	REMARKS
1-1	61131-96J02-0EP	COVER, OIL PAN STBD (L) (BLACK)	1	W/TRANSOM(L)
1-2	61131-96J02-Y5S	COVER, OIL PAN STBD (L) (WHITE)	1	W/TRANSOM(L)
1-3	61131-96J12-0EP	COVER, OIL PAN STBD (X) (BLACK)	1	W/TRANSOM(X)
1-4	61131-96J12-Y5S	COVER, OIL PAN STBD (X) (WHITE)	1	W/TRANSOM(X)
2-1	61141-96J02-0EP	COVER, OIL PAN PORT (L) (BLACK)	1	W/TRANSOM(L)
2-2	61141-96J02-Y5S	COVER, OIL PAN PORT (L) (WHITE)	1	W/TRANSOM(L)
2-3	61141-96J12-0EP	COVER, OIL PAN PORT (X) (BLACK)	1	W/TRANSOM(X)
2-4	61141-96J12-Y5S	COVER, OIL PAN PORT (X) (WHITE)	1	W/TRANSOM(X)
3-1	09139-06135	SCREW (6X17)	3	W/TRANSOM(L)
3-2	09139-06135	SCREW (6X17)	5	W/TRANSOM(X)
4	09139-06147	BOLT (6X114)	1	W/TRANSOM(L)
5-1	61811-96L01-0EP	COVER, SIDE STBD (BLACK)	1	
5-2	61811-96L01-Y5S	COVER, SIDE STBD (WHITE)	1	
6-1	61820-96L01-0EP	COVER, SIDE PORT (BLACK)	1	
6-2	61820-96L01-Y5S	COVER, SIDE PORT (WHITE)	1	
7	61134-96J02	SEAL, SIDE COVER	1	
8	09409-05302-5PK	CLIP (BLACK)	2	
9	09136-06148	SCREW (6X35)	8	
10	17913-93J00	PLUG, WATER	1	
11	17914-93J00	GASKET, WATER PLUG	1	
12-1	61831-96J10-0EP	PANEL, FRONT (BLACK)	1	
12-2	61831-96J10-Y5S	PANEL, FRONT (WHITE)	1	
13	09116-08163	BOLT (8X38)	2	
14	09169-08039	WASHER	2	
15	09320-11013	CUSHION	2	

FIG.410A

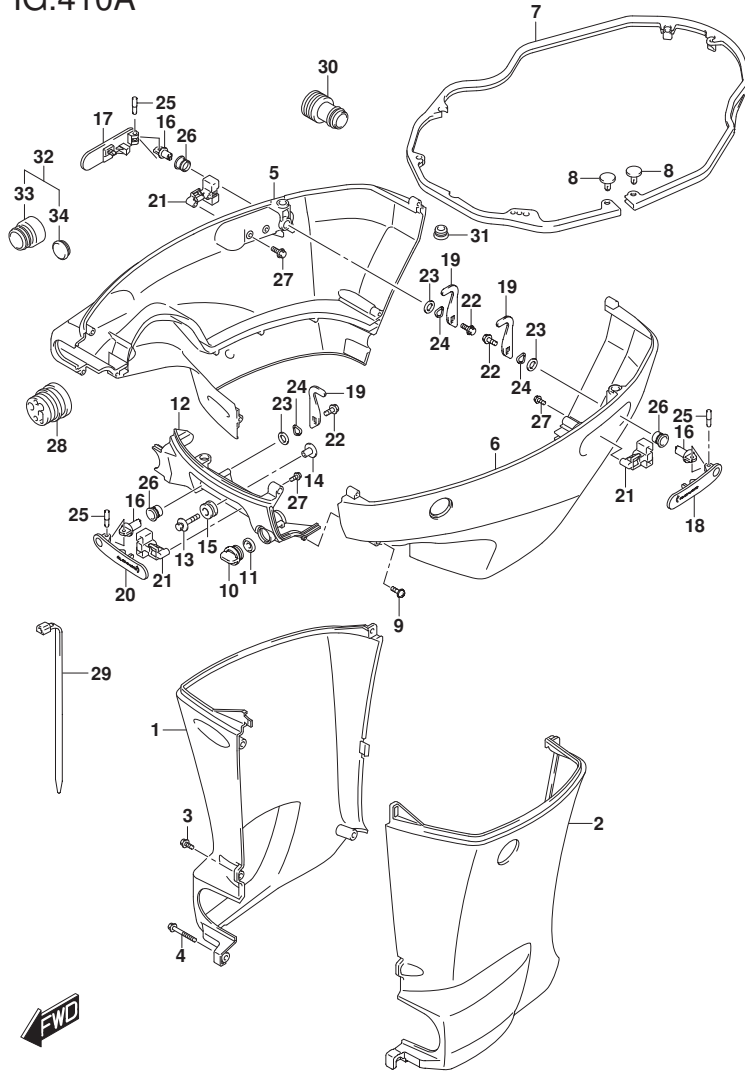


FIG.410A (1-F-2) SIDE COVER (DF200AP E01)

REF NO.	PART NO.	DESCRIPTION	Q'TY	REMARKS
16	61632-93J00	SHAFT, ENGINE COVER HOOK	3	
17	61633-96J02	LEVER, HOOK RR STBD	1	
18	61634-96J02	LEVER, HOOK RR PORT	1	
19	61641-93J10	HOOK, ENGINE COVER	3	
20	61645-96J02	LEVER, HOOK FR	1	
21	61673-96J02	LATCH, HOOK LEVER	3	
22	09116-06127	BOLT (6X12)	3	
23	09160-13014	WASHER (13.2X25X1)	3	
24	09164-14008	WASHER	3	
25	09202-04022	PIN	3	
26	09306-13007	BUSH	3	
27	01550-05107	BOLT	6	
28	61124-96J21	GROMMET, REMOCON CABLE	1	
29	09407-25402	CLAMP (L:250)	1	
30	17917-87L00	CONNECTOR, FLUSH WATER	1	
31	09250-18002	CAP (OD:21)	1	
32	67300-93J00	KIT, HOSE ADAPTER	1	OPT
33	67361-93J00	.ADAPTER, HOSE	1	OPT
34	09250-21003	.PLUG (OD:28)	1	OPT

FIG.410B

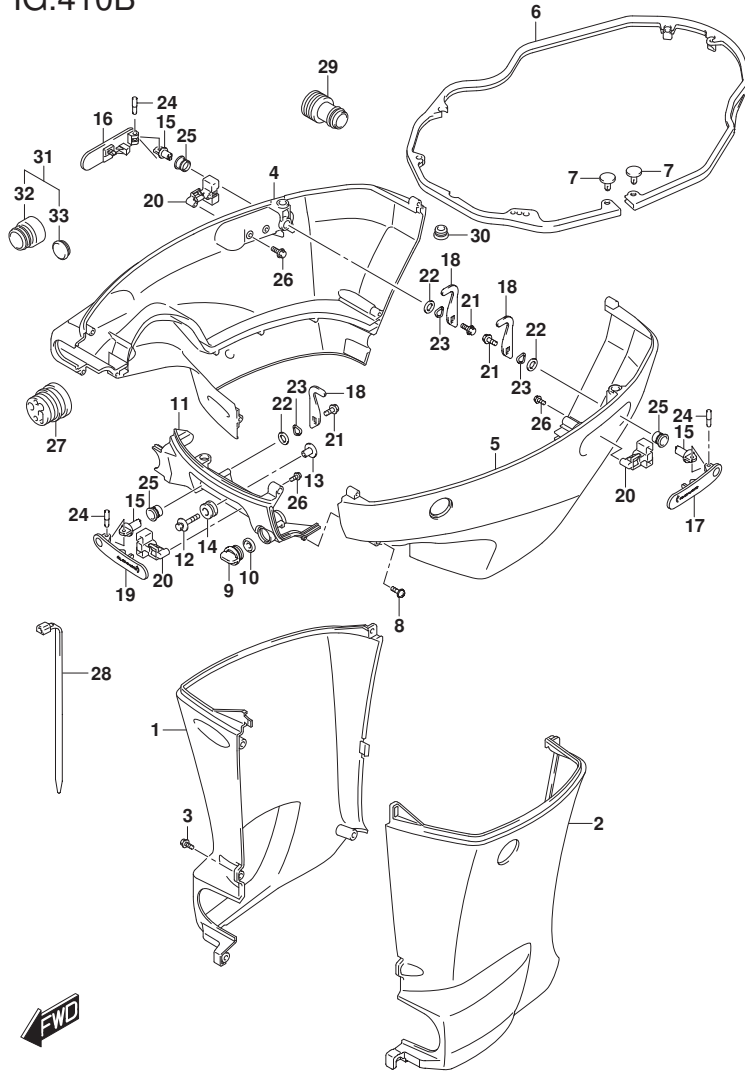


FIG.410B (1-F-3) SIDE COVER (DF200AP E40)

REF NO.	PART NO.	DESCRIPTION	Q'TY	REMARKS
1-1	61131-96J12-0EP	COVER, OIL PAN STBD (X) (BLACK)	1	
1-2	61131-96J12-Y5S	COVER, OIL PAN STBD (X) (WHITE)	1	
2-1	61141-96J12-0EP	COVER, OIL PAN PORT (X) (BLACK)	1	
2-2	61141-96J12-Y5S	COVER, OIL PAN PORT (X) (WHITE)	1	
3	09139-06135	SCREW (6X17)	5	
4-1	61811-96L01-0EP	COVER, SIDE STBD (BLACK)	1	
4-2	61811-96L01-Y5S	COVER, SIDE STBD (WHITE)	1	
5-1	61820-96L01-0EP	COVER, SIDE PORT (BLACK)	1	
5-2	61820-96L01-Y5S	COVER, SIDE PORT (WHITE)	1	
6	61134-96J02	SEAL, SIDE COVER	1	
7	09409-05302-5PK	CLIP (BLACK)	2	
8	09136-06148	SCREW (6X35)	8	
9	17913-93J00	PLUG, WATER	1	
10	17914-93J00	GASKET, WATER PLUG	1	
11-1	61831-96J10-0EP	PANEL, FRONT (BLACK)	1	
11-2	61831-96J10-Y5S	PANEL, FRONT (WHITE)	1	
12	09116-08163	BOLT (8X38)	2	
13	09169-08039	WASHER	2	
14	09320-11013	CUSHION	2	
15	61632-93J00	SHAFT, ENGINE COVER HOOK	3	
16	61633-96J02	LEVER, HOOK RR STBD	1	
17	61634-96J02	LEVER, HOOK RR PORT	1	
18	61641-93J10	HOOK, ENGINE COVER	3	
19	61645-96J02	LEVER, HOOK FR	1	
20	61673-96J02	LATCH, HOOK LEVER	3	
21	09116-06127	BOLT (6X12)	3	
22	09160-13014	WASHER (13.2X25X1)	3	
23	09164-14008	WASHER	3	
24	09202-04022	PIN	3	
25	09306-13007	BUSH	3	
26	01550-05107	BOLT	6	

FIG.410B

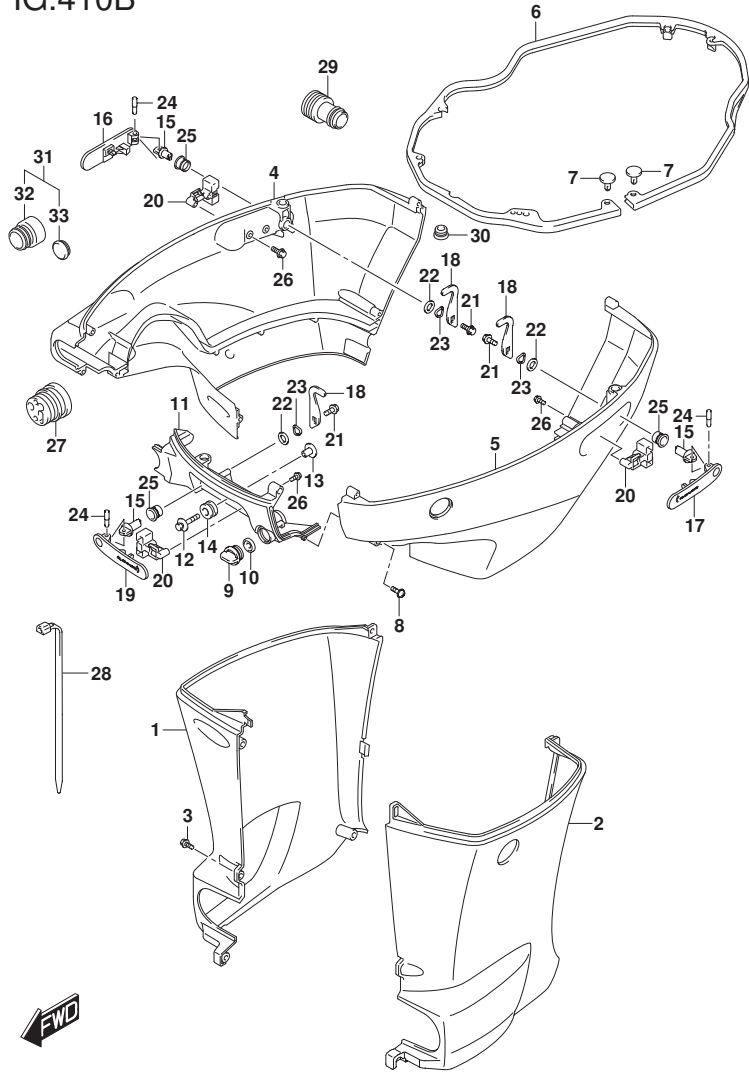


FIG.410B (1-F-4) SIDE COVER (DF200AP E40)

REF NO.	PART NO.	DESCRIPTION	Q'TY	REMARKS
27	61124-96J21	GROMMET, REMOCON CABLE	1	
28	09407-25402	CLAMP (L:250)	1	
29	17917-87L00	CONNECTOR, FLUSH WATER	1	
30	09250-18002	CAP (OD:21)	1	
31	67300-93J00	KIT, HOSE ADAPTER	1	OPT
32	67361-93J00	.ADAPTER, HOSE	1	OPT
33	09250-21003	.PLUG (OD:28)	1	OPT

FIG.420A

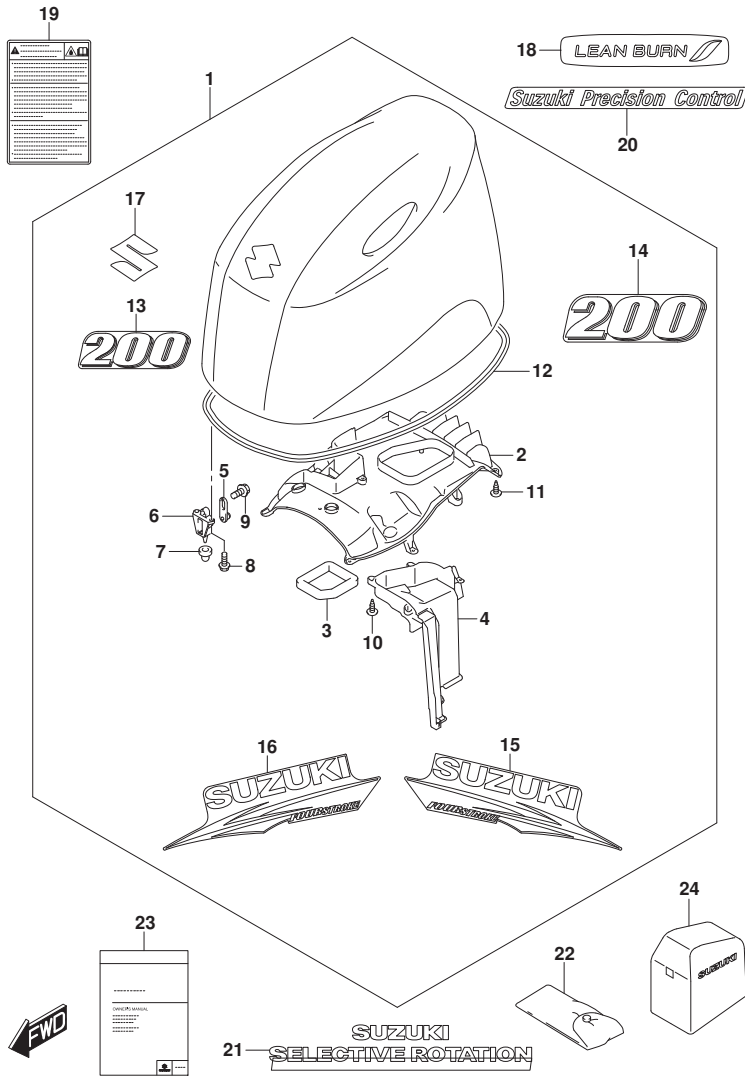


FIG.420A (1-F-5) ENGINE COVER (FOR 0EP) (DF200AP E01)

REF NO.	PART NO.	DESCRIPTION	Q'TY	REMARKS
1	61420-96850-0EP	COVER SET (BLACK)	1	
2	61433-96L00	.COVER, AIR INTAKE INNER	1	
3	61476-96J10	.SEAL, AIR VENT	1	
4	61565-96L00	.DUCT, AIR INTAKE	1	
5	61610-93J00	.FASTENER	3	
6	61621-93J00	.BRACKET, FASTENER	3	
7	09329-10022	.CUSHION	3	
8	01547-06167	.BOLT	6	
9	01550-06127	.BOLT	3	
10	03542-05169	.SCREW	5	
11	03542-05169	.SCREW	11	
12	61112-96L00	.SEAL, ENGINE COVER	1	
13	61422-93J52	.MARK, EMBLEM FRONT (200)	1	
14	61435-96L00	.MARK, EMBLEM REAR (200)	1	
15	61443-96J22	.STRIPE, ENG COVER STBD	1	
16	61453-96J22	.STRIPE, ENG COVER PORT	1	
17	77811-54GC0-0PG	.EMBLEM, "S" (CHROME)	1	
18	61471-98J00	DECAL, LEAN BURN	1	
19	61458-99E70	LABEL, ENGINE COVER	1	
20	61446-96J20	DECAL (S.P.C.)	1	
21	61473-98J00	DECAL (S.S.R.)	1	
22	09800-81840	TOOL SET	1	
23-1	99011-96L10-054	MANUAL, OWNER 'S	1	
23-2	99011-96L10-059	MANUAL, OWNER 'S	1	
24	68110-98J00	COVER, WEATHER	1	OPT

FIG.420B

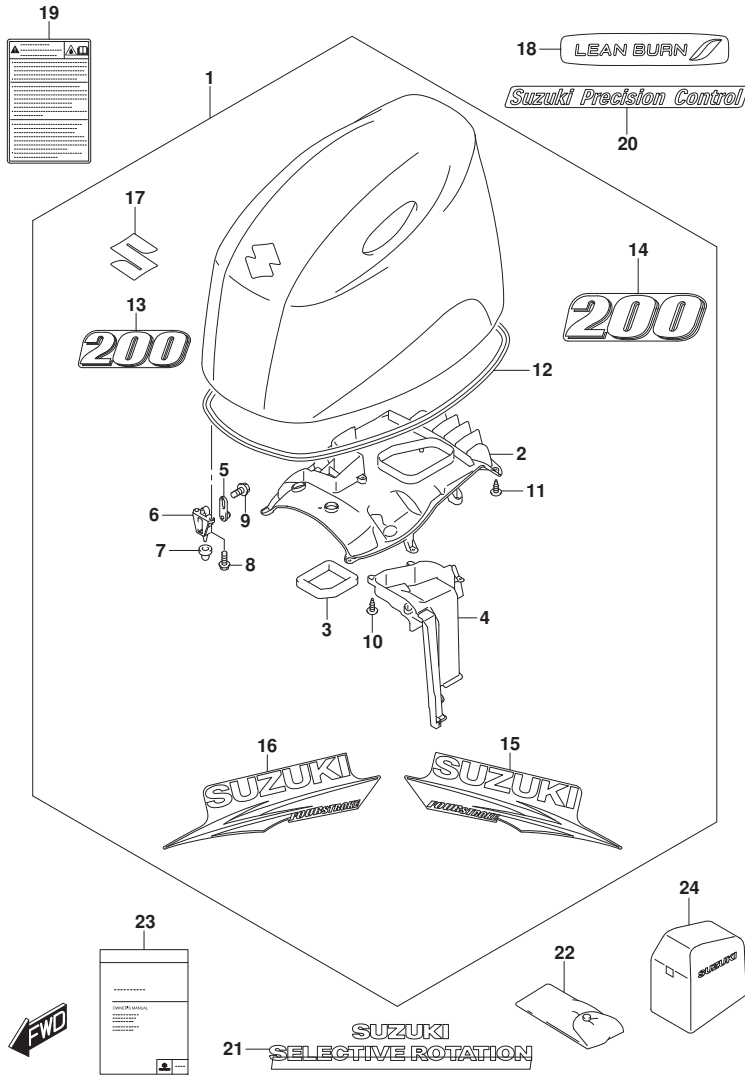


FIG.420B (1-F-6) ENGINE COVER (FOR Y5S) (DF200AP E01)

REF NO.	PART NO.	DESCRIPTION	Q'TY	REMARKS
1	61420-96860-Y5S	COVER SET (WHITE)	1	
2	61433-96L00	.COVER, AIR INTAKE INNER	1	
3	61476-96J10	.SEAL, AIR VENT	1	
4	61565-96L00	.DUCT, AIR INTAKE	1	
5	61610-93J00	.FASTENER	3	
6	61621-93J00	.BRACKET, FASTENER	3	
7	09329-10022	.CUSHION	3	
8	01547-06167	.BOLT	6	
9	01550-06127	.BOLT	3	
10	03542-05169	.SCREW	5	
11	03542-05169	.SCREW	11	
12	61112-96L00	.SEAL, ENGINE COVER	1	
13	61422-93J90	.MARK, EMBLEM FRONT (200)	1	
14	61435-96L10	.MARK, EMBLEM REAR (200)	1	
15	61443-96J30	.STRIPE, ENG COVER STBD	1	
16	61453-96J30	.STRIPE, ENG COVER PORT	1	
17	77811-54GC0-0PG	.EMBLEM, "S" (CHROME)	1	
18	61471-98J00	DECAL, LEAN BURN	1	
19	61458-99E70	LABEL, ENGINE COVER	1	
20	61446-96J30	DECAL (S.P.C.)	1	
21	61473-98J10	DECAL (S.S.R.)	1	
22	09800-81840	TOOL SET	1	
23-1	99011-96L10-054	MANUAL, OWNER 'S	1	
23-2	99011-96L10-059	MANUAL, OWNER 'S	1	
24	68110-98J00	COVER, WEATHER	1	OPT



FIG.420C

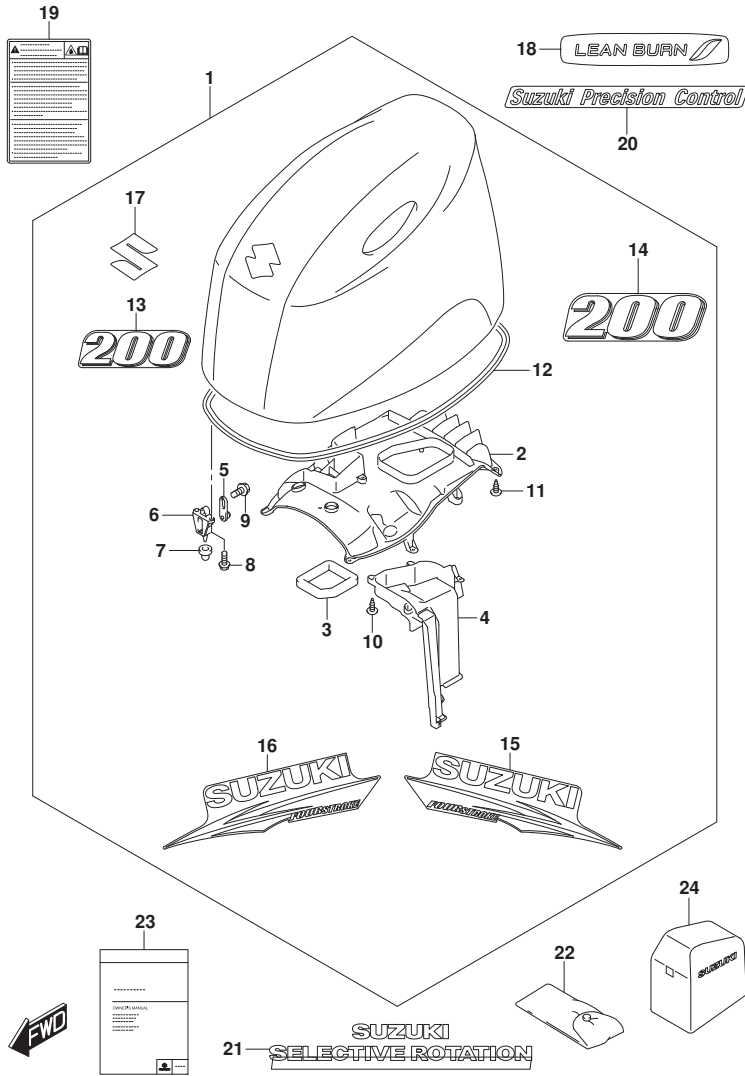


FIG.420C (1-F-7) ENGINE COVER (FOR 0EP) (DF200AP E40)

REF NO.	PART NO.	DESCRIPTION	Q'TY	REMARKS
1	61420-96850-0EP	COVER SET (BLACK)	1	
2	61433-96L00	.COVER, AIR INTAKE INNER	1	
3	61476-96J10	.SEAL, AIR VENT	1	
4	61565-96L00	.DUCT, AIR INTAKE	1	
5	61610-93J00	.FASTENER	3	
6	61621-93J00	.BRACKET, FASTENER	3	
7	09329-10022	.CUSHION	3	
8	01547-06167	.BOLT	6	
9	01550-06127	.BOLT	3	
10	03542-05169	.SCREW	5	
11	03542-05169	.SCREW	11	
12	61112-96L00	.SEAL, ENGINE COVER	1	
13	61422-93J52	.MARK, EMBLEM FRONT (200)	1	
14	61435-96L00	.MARK, EMBLEM REAR (200)	1	
15	61443-96J22	.STRIPE, ENG COVER STBD	1	
16	61453-96J22	.STRIPE, ENG COVER PORT	1	
17	77811-54GC0-0PG	.EMBLEM, "S" (CHROME)	1	
18	61471-98J00	DECAL, LEAN BURN	1	
19	61458-99E70	LABEL, ENGINE COVER	1	
20	61446-96J20	DECAL (S.P.C.)	1	
21	61473-98J00	DECAL (S.S.R.)	1	
22	09800-81840	TOOL SET	1	
23	99011-96L10-059	MANUAL, OWNER 'S	1	
24	68110-98J00	COVER, WEATHER	1	OPT

FIG.420D

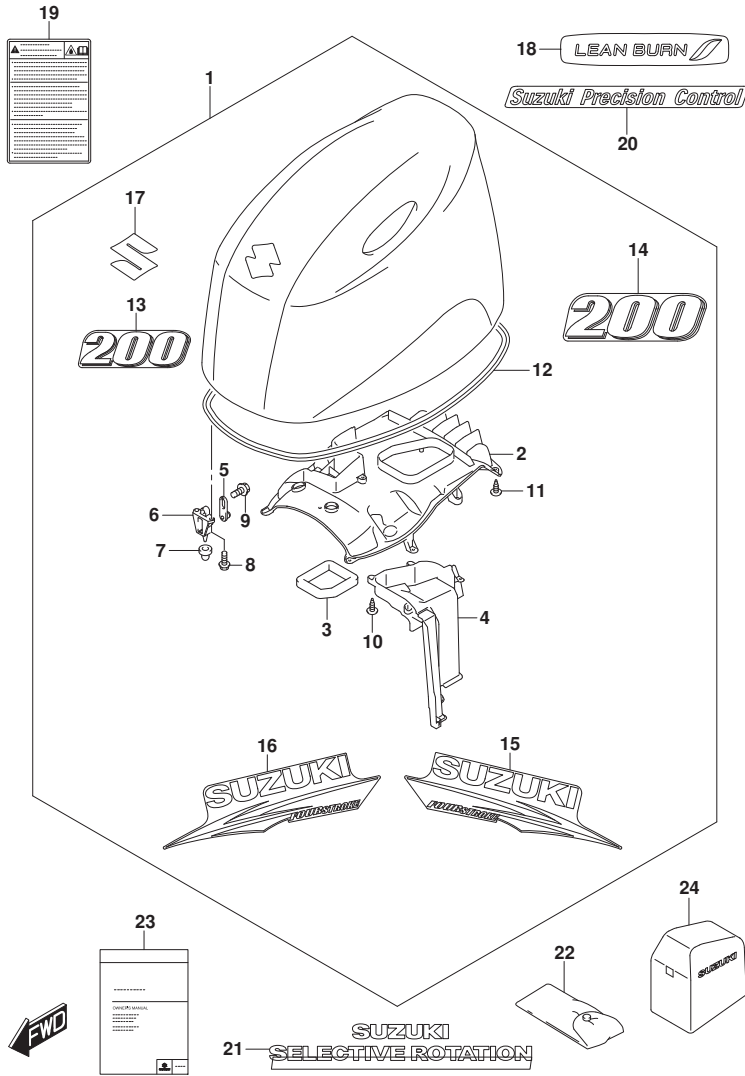


FIG.420D (1-F-8) ENGINE COVER (FOR Y5S) (DF200AP E40)

REF NO.	PART NO.	DESCRIPTION	Q'TY	REMARKS
1	61420-96860-Y5S	COVER SET (WHITE)	1	
2	61433-96L00	.COVER, AIR INTAKE INNER	1	
3	61476-96J10	.SEAL, AIR VENT	1	
4	61565-96L00	.DUCT, AIR INTAKE	1	
5	61610-93J00	.FASTENER	3	
6	61621-93J00	.BRACKET, FASTENER	3	
7	09329-10022	.CUSHION	3	
8	01547-06167	.BOLT	6	
9	01550-06127	.BOLT	3	
10	03542-05169	.SCREW	5	
11	03542-05169	.SCREW	11	
12	61112-96L00	.SEAL, ENGINE COVER	1	
13	61422-93J90	.MARK, EMBLEM FRONT (200)	1	
14	61435-96L10	.MARK, EMBLEM REAR (200)	1	
15	61443-96J30	.STRIPE, ENG COVER STBD	1	
16	61453-96J30	.STRIPE, ENG COVER PORT	1	
17	77811-54GC0-0PG	.EMBLEM, "S" (CHROME)	1	
18	61471-98J00	DECAL, LEAN BURN	1	
19	61458-99E70	LABEL, ENGINE COVER	1	
20	61446-96J30	DECAL (S.P.C.)	1	
21	61473-98J10	DECAL (S.S.R.)	1	
22	09800-81840	TOOL SET	1	
23	99011-96L10-059	MANUAL, OWNER 'S	1	
24	68110-98J00	COVER, WEATHER	1	OPT

FIG.430A

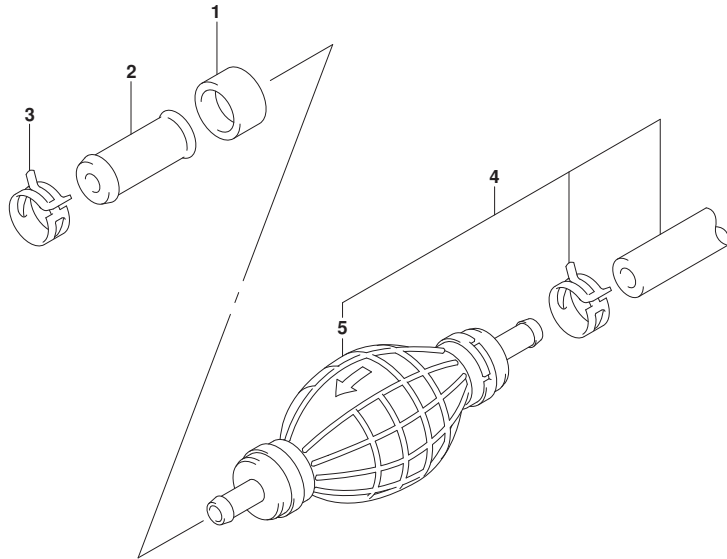


FIG.430A (1-F-9) FUEL HOSE

REF NO.	PART NO.	DESCRIPTION	QTY	REMARKS
1	09251-09002	CAP (OD:13.6)	1	
2	09367-10001	JOINT	1	
3	09401-13423	CLIP	2	
4	65700-93J02	HOSE, FUEL (TANK TO CONN)	1	
5	65770-93J11	.PUMP, SQUEEZE	1	

FIG.460A

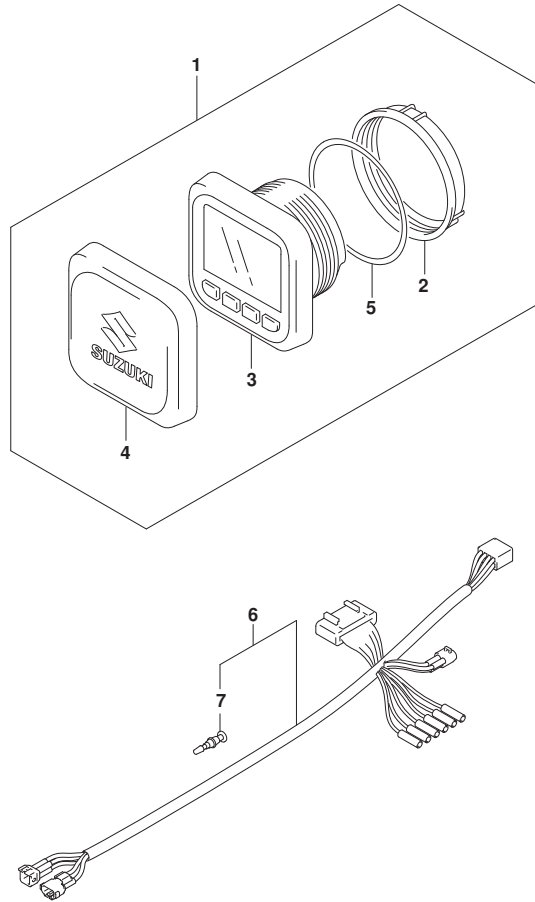


FIG.460A (1-F-10) METER

REF NO.	PART NO.	DESCRIPTION	QTY	REMARKS
1	34200-96L00	GAUGE ASSY, MULTI	1	
2	34112-96L00	.NUT, GAUGE	1	
3	34193-96L00	.BEZEL, GAUGE	1	
4	34211-96L00	.COVER, GAUGE	1	
5	34825-96L00	.PACKING, GAUGE	1	
6	36661-96L00	ADAPTER, GAUGE	1	
7	36615-96300	.TERMINAL, RESIN	5	

FIG.502A

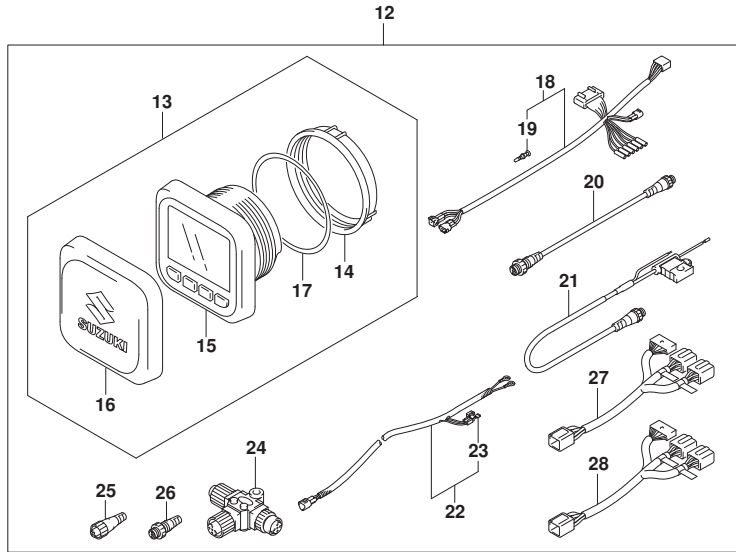
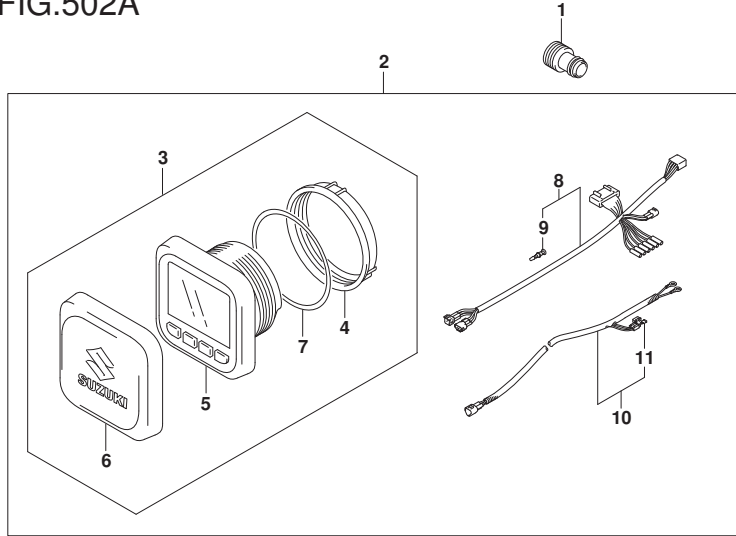


FIG.502A (1-F-11) OPT:METER (1)

REF NO.	PART NO.	DESCRIPTION	Q'TY	REMARKS
1	17917-87L00	CONNECTOR, FLUSH WATER	1	
2	34000-96L20	KIT, SINGLE GAUGE ELECTRIC	1	
3	34200-96L00	..GAUGE ASSY, MULTI	1	
4	34112-96L00	..NUT, GAUGE	1	
5	34193-96L00	..BEZEL, GAUGE	1	
6	34211-96L00	..COVER, GAUGE	1	
7	34825-96L00	..PACKING, GAUGE	1	
8	36661-96L00	..ADAPTER, GAUGE	1	
9	36615-96300	..TERMINAL, RESIN	5	
10	36663-98J10	..WIRE, GAUGE POWER	1	
11	09481-05501	..FUSE (5A)	1	
12	34000-96L30	KIT, DUAL GAUGE ELECTRIC	1	
13	34200-96L00	..GAUGE ASSY, MULTI	1	
14	34112-96L00	..NUT, GAUGE	1	
15	34193-96L00	..BEZEL, GAUGE	1	
16	34211-96L00	..COVER, GAUGE	1	
17	34825-96L00	..PACKING, GAUGE	1	
18	36661-96L00	..ADAPTER, GAUGE	1	
19	36615-96300	..TERMINAL, RESIN	5	
20	36662-88L10	..WIRE, 2 EXTENSION	2	
21	36663-88L00	..HARNES ASSY, NETWORK POWER	1	
22	36663-98J10	..WIRE, GAUGE POWER	1	
23	09481-05501	..FUSE (5A)	1	
24	36664-88L00	..CONNECTOR, BRANCH	2	
25	36665-88L00	..UNIT, RESISTOR FEMALE	1	
26	36665-88L10	..UNIT, RESISTOR MALE	1	
27	36667-96L00	..WIRE, GAUGE ADAPTER	1	
28	36667-96L10	..WIRE, DUAL GAUGE ADAPTER	1	

FIG.503A

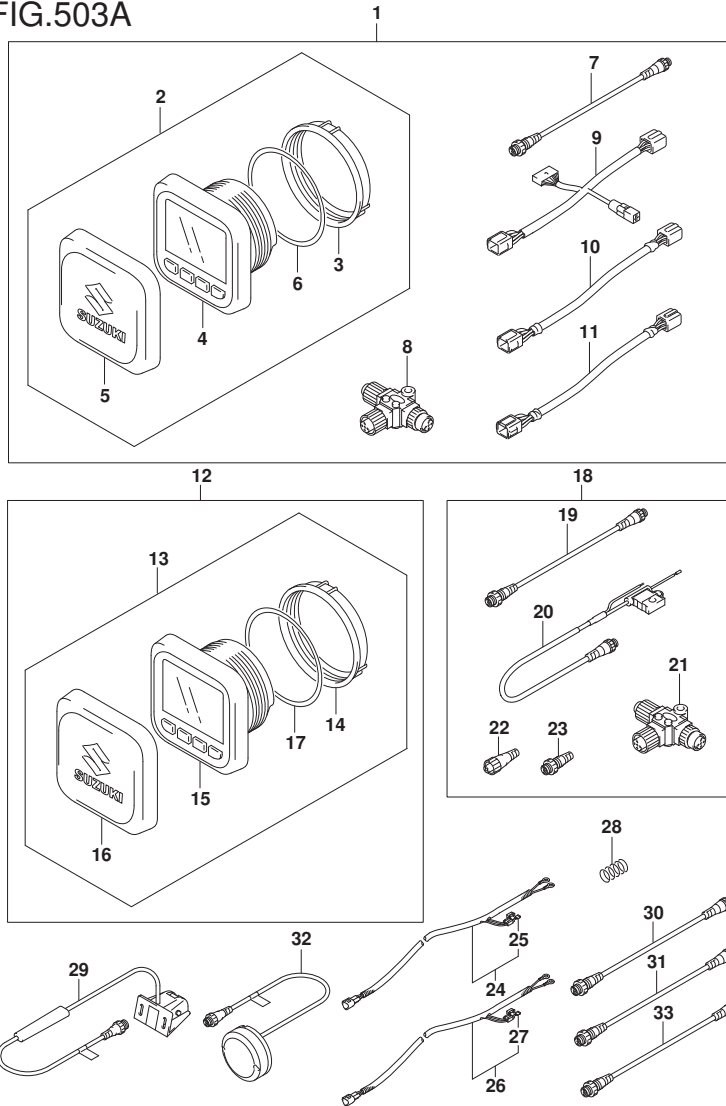


FIG.503A (1-F-12) OPT:METER (2)

REF NO.	PART NO.	DESCRIPTION	Q'TY	REMARKS
1	34002-96L00	KIT, DUAL STATION	1	
2	34200-96L00	..GAUGE ASSY, MULTI	1	
3	34112-96L00	..NUT, GAUGE	1	
4	34193-96L00	..BEZEL, GAUGE	1	
5	34211-96L00	..COVER, GAUGE	1	
6	34825-96L00	..PACKING, GAUGE	1	
7	36662-88L10	..WIRE, 2 EXTENSION	1	
8	36664-88L00	..CONNECTOR, BRANCH	1	
9	36665-96L00	..ADAPTER, DUAL STATION	1	
10	36666-96L00	..ADAPTER, GAUGE POWER	1	
11	36682-92E00	..WIRE, GAUGE EXT	1	
12	34011-96L00	SET, MULTI GAUGE	1	
13	34200-96L00	..GAUGE ASSY, MULTI	1	
14	34112-96L00	..NUT, GAUGE	1	
15	34193-96L00	..BEZEL, GAUGE	1	
16	34211-96L00	..COVER, GAUGE	1	
17	34825-96L00	..PACKING, GAUGE	1	
18	36001-88L00	SET, WIRE	1	
19	36662-88L10	..WIRE, 2 EXTENSION	1	
20	36663-88L00	..HARNES ASSY, NETWORK POWER	1	
21	36664-88L00	..CONNECTOR, BRANCH	1	
22	36665-88L00	..UNIT, RESISTOR FEMALE	1	
23	36665-88L10	..UNIT, RESISTOR MALE	1	
24	36663-98J00	WIRE, GAUGE POWER	1	L:2500
25	09481-05501	..FUSE (5A)	1	
26	36663-98J10	WIRE, GAUGE POWER	1	L:6000
27	09481-05501	..FUSE (5A)	1	
28	67237-98J20	SPRING, DETENT	1	
29	34190-88L00	SENSOR ASSY, PAD WHEEL	1	
30	36662-88L20	WIRE, 6 EXTENSION	1	
31	36662-88L30	WIRE, 15 EXTENSION	1	
32	39950-88L00	MODULE ASSY, GPS RECEIVER	1	
33	36662-88L00	WIRE, 25 EXTENSION	1	

FIG.520A

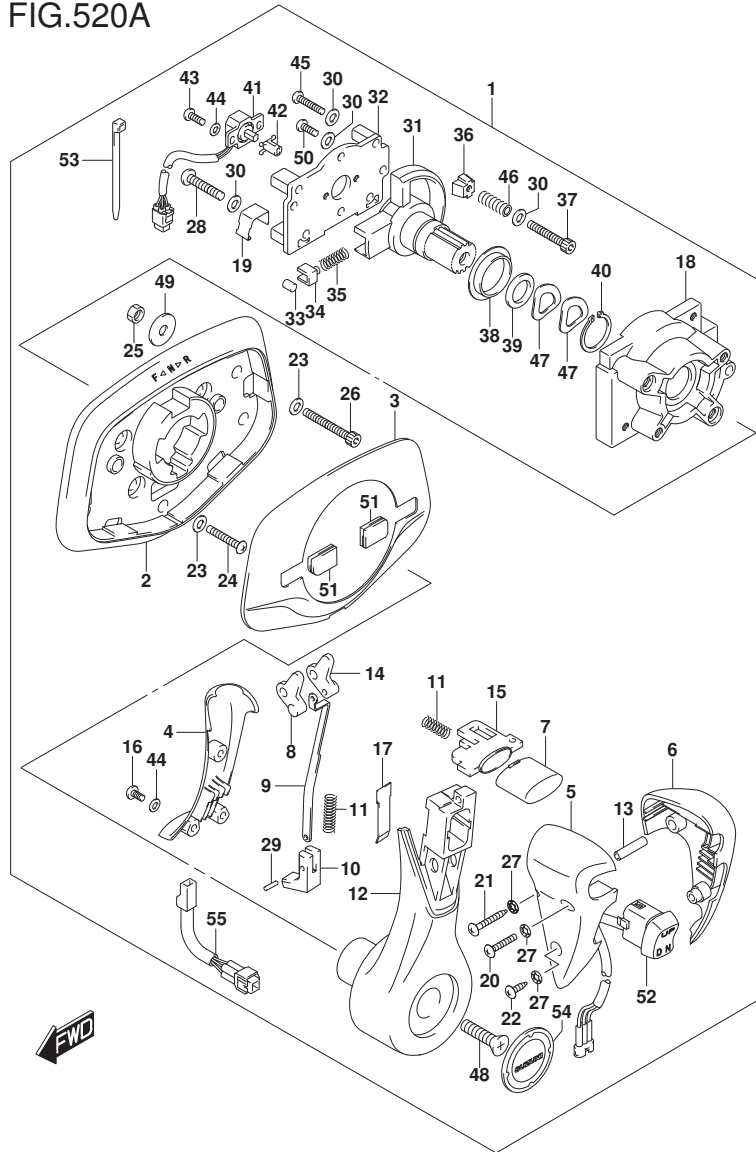


FIG.520A (1-F-13) OPT:FLUSH MOUNT REMOCON

REF NO.	PART NO.	DESCRIPTION	Q'TY	REMARKS
1	67200-98J22	REMOCON ASSY, FLUSH MOUNT	1	
2	67271-98J20	.COVER, BOTTON BASE	1	
3	67264-98J00	.COVER, TOP BASE	1	
4	67263-98J20	.COVER, LEVER	1	
5	67261-98J20	.GRIP, A	1	
6	67261-98J30	.GRIP, B	1	
7	67265-98J00	.BUTTON, NEUTRAL LOCK	1	
8	67255-98J00	.LINK, NEUTRAL LOCK NO.1	1	
9	67258-98J00	.PLATE, JOINT	1	
10	67256-98J00	.BLOCK, NEUTRAL LOCK	1	
11	67259-98J00	.SPRING	3	
12	67251-98J20	.LEVER, HANDLE	1	
13	67294-98J00	.SPACER	1	
14	67254-98J00	.LINK, NEUTRAL LOCK NO.2	1	
15	67233-98J00	.SLIDER, NEUTRAL BUTTON	1	
16	67296-98JA0	.SCREW (4X10)	3	
17	67234-98J00	.PLATE, LEVER	1	
18	67211-98J20	.HOUSING	1	
19	67269-98J20	.CLAMP, LEAD	1	
20	67296-98JB0	.SCREW (4X30)	1	
21	67227-98J20	.SCREW, TAPPING (4X35)	1	
22	67227-98J30	.SCREW, TAPPING (4X20)	1	
23	67288-98J50	.WASHER, PLANE	8	
24	67296-98JC0	.SCREW (6X40)	4	
25	67287-98J00	.NUT	4	
26	67226-98J10	.BOLT (6X50)	4	
27	67288-98J60	.WASHER, ININTERNAL TOOTH (M4)	3	
28	67296-98JD0	.SCREW (5X40)	1	
29	67238-98J00	.PIN	2	
30	67288-98J70	.WASHER, PLANE	5	
31	67246-98J00	.SHAFT, DRIVE REMOCON	1	
32	67222-98J00	.PANEL ASSY, BACK	1	
33	67236-98J00	.ROLLER, DETENT	1	
34	67235-98J00	.GUIDE, DETENT ROLLER	1	

FIG.520A

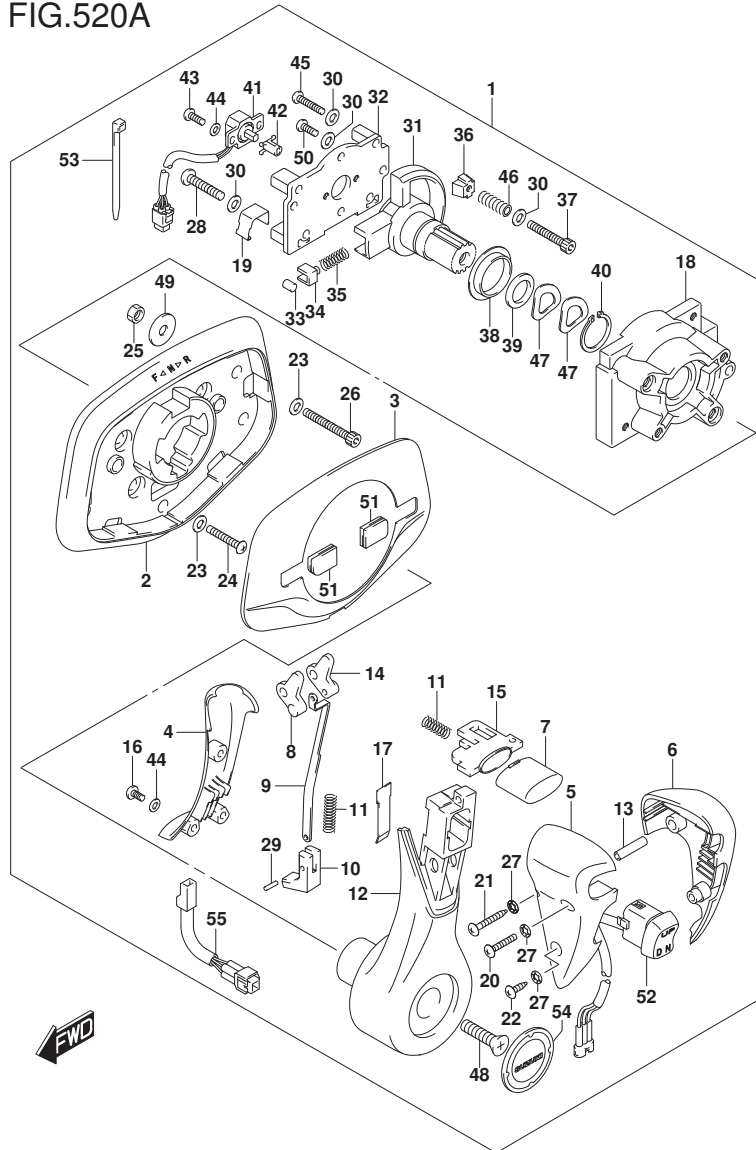


FIG.520A (1-F-14) OPT:FLUSH MOUNT REMOCON

REF NO.	PART NO.	DESCRIPTION	Q'TY	REMARKS
35	67237-98J00	.SPRING, DETENT	1	
36	67223-98J00	.PAD, BRAKE	1	
37	67296-98JE0	.SCREW, ADJUST (5X35)	1	
38	67252-98J00	.BUSH, DRIVE	1	
39	67288-98J20	.WASHER, PLANE	1	
40	67292-98J00	.C RING	1	
41	15980-98J00	.POTENTIOMETER	1	
42	67227-98J10	.LEVER, POTENTIOMETER NO.2	1	
43	67296-94300	.SCREW (4X10)	2	
44	67288-98J00	.WASHER, PLANE	5	
45	67296-98J10	.SCREW (5X35)	1	
46	67288-98J10	.WASHER, SPRING	8	
47	67228-98J50	.WASHER, WAVE	2	
48	67296-98J60	.SCREW (8X30)	1	
49	09160-06104	.WASHER (6.5X24X2)	4	
50	67296-98J50	.SCREW (5X18)	2	
51	67272-98J00	.GROMMET	2	
52	37850-98J02	.SWITCH ASSY, PTT	1	
53	67269-98J10	.BAND	1	
54	68165-98J00	.MARK, LEVER (SUZUKI)	1	
55	36890-98J00	.CONDENSER, ADAPTER HARNESS	1	



FIG.522A

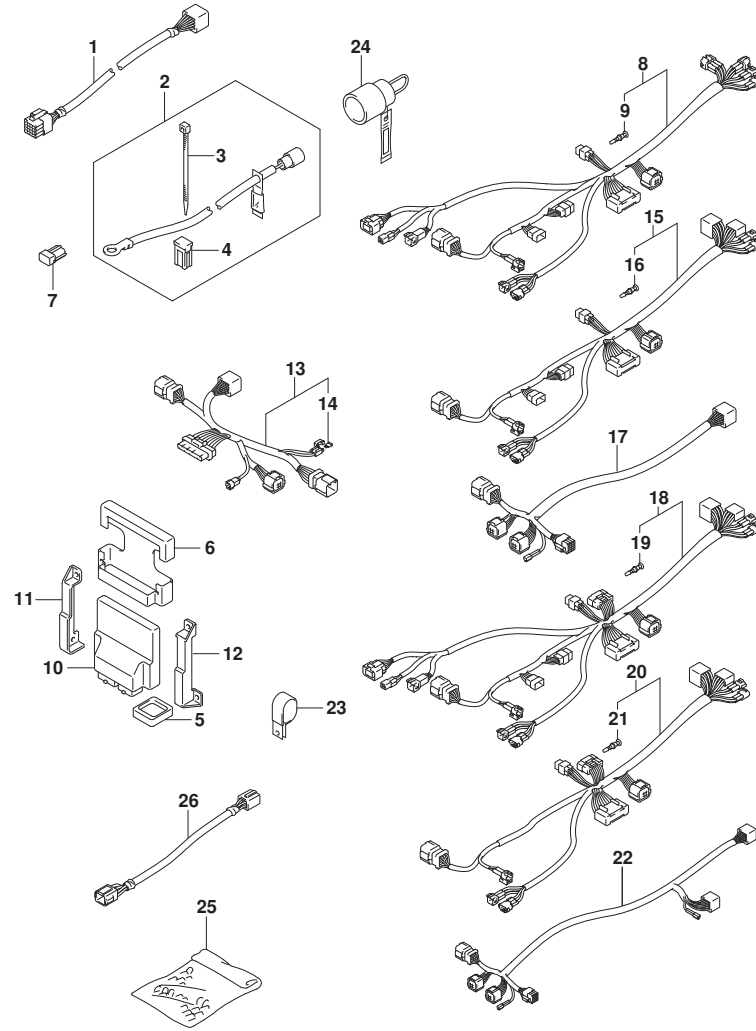


FIG.522A (1-F-15) OPT:HARNESS (1)

REF NO.	PART NO.	DESCRIPTION	Q'TY	REMARKS
1	36620-98J50	WIRE ASSY, REMOCON EXTENSION	1	
2	33830-98J11	SET, BATTERY ISOLATOR LEAD	1	
3	09407-10404	.CLAMP (L:100)	2	
4	09481-40401	.FUSE (40A)	1	
5	33911-88BL0	CAP, BCM CONNECTOR	1	
6	33925-93J00	CUSHION, BCM	1	
7	33926-98J00	RESISTOR, TERMINAL	2	
8	36623-98J20	HARNESS ASSY, BCM NO.1 FOR SNGL	1	
9	36615-96300	.TERMINAL RESIN	4	
10-1	36770-98J10	CONTROLLER ASSY, BOAT ELECTRIC	1	
10-2	36770-98J20	CONTROLLER, BOAT ELEC QUADRUPLE	2	
11	36775-98J00	HOLDER, BCM (L)	AR	
12	36776-98J00	HOLDER, BCM (R)	AR	
13	36622-98J00	HARNESS ASSY, DUAL STATION MAIN	AR	
14	09481-10501	.FUSE (10A)	1	
15	36624-98J02	HARNESS ASSY, BCM NO.2 FOR SNGL	1	
16	36615-96300	.TERMINAL, RESIN	2	
17	36621-98J00	HARNESS ASSY, DUAL ENGINE	1	
18	36623-98J30	HARNESS ASSY, BCM NO.1 FOR MULT	1	
19	36615-96300	.TERMINAL, RESIN	5	
20	36624-98J11	HARNESS ASSY, BCM NO.2 FOR MULT	1	
21	36615-96300	.TERMINAL, RESIN	2	
22	36621-98J10	HARNESS ASSY, TRIPLE ENGINE	1	
23	09403-13402	CLAMP (ID:13)	AR	
24	36612-98J01	CONNECTOR, COUNTER SELECT (GREEN)	1	
25	36990-87D00	TERMINAL SET, WITH SLEEVE	1	
26	36682-92E00	WIRE, TRIM METER EXT (L:6500)	1	

FIG.523A

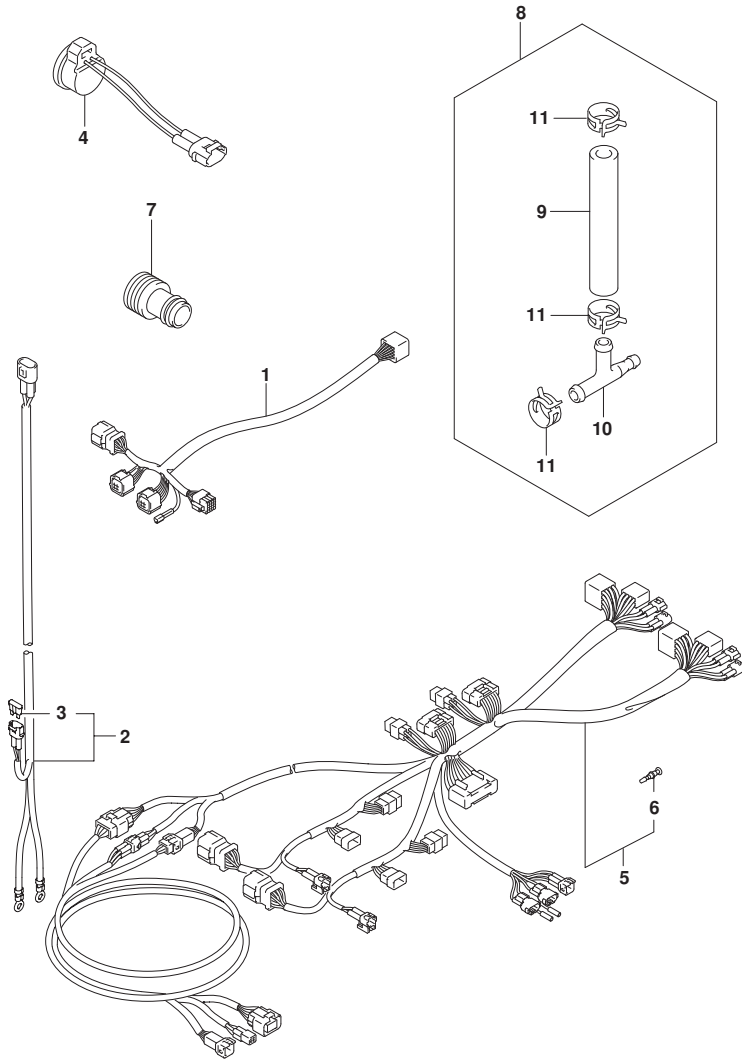


FIG.523A (1-G-2) OPT:HARNESS (2)

REF NO.	PART NO.	DESCRIPTION	Q'TY	REMARKS
1	36621-98J00	HARNESS ASSY, DUAL ENGINE	2	
2	36625-98J10	WIRE ASSY, BATTERY	2	
3	09481-30501	.FUSE (30A)	2	
4	38500-93J90	BUZZER, WARNING	1	
5	36623-98J40	HARNESS ASSY, BCM QUADRUPLE	1	
6	36615-96300	.TERMINAL	8	
7	17917-87L00	CONNECTOR, FLUSH WATER	1	
8	34660-96J00	KIT, WATER PRESS GAUGE	1	
9	09352-50903-600	.HOSE (5X9X600)	1	L:600->70
10	09367-06006	.3 WAY	1	
11	09401-08413	.CLIP	3	

FIG.530A

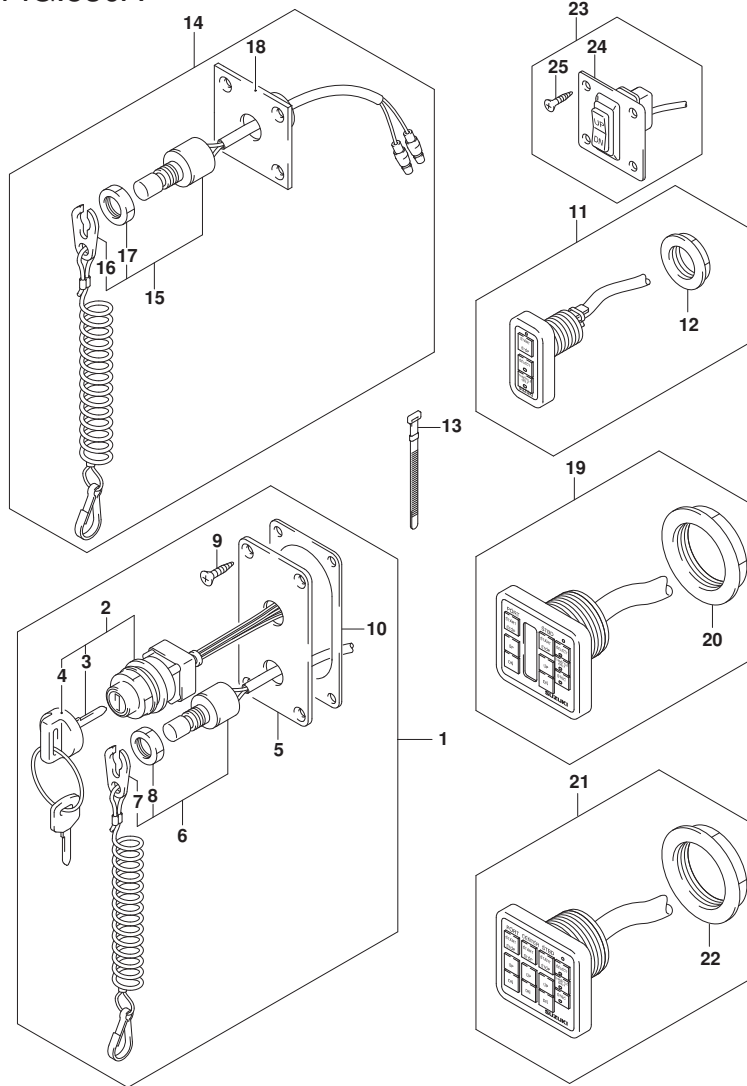


FIG.530A (1-G-3) OPT:SWITCH

REF NO.	PART NO.	DESCRIPTION	Q'TY	REMARKS
1	37100-98J04	PANEL ASSY, MAIN SW	1	
2	37110-98J01	.SWITCH ASSY, MAIN	1	
3-1	37141-99EA0	..KEY (941)	1	
3-2	37141-99EB0	..KEY (942)	1	
3-3	37141-99E00	..KEY (931)	1	
3-4	37141-99E10	..KEY (932)	1	
3-5	37141-99E20	..KEY (933)	1	
3-6	37141-99E30	..KEY (934)	1	
3-7	37141-99E40	..KEY (935)	1	
3-8	37141-99E50	..KEY (936)	1	
3-9	37141-99E60	..KEY (937)	1	
3-10	37141-99E70	..KEY (938)	1	
3-11	37141-99E80	..KEY (939)	1	
3-12	37141-99E90	..KEY (940)	1	
4	37143-99E00	..CAP, KEY	1	
5	37139-98J00	.PANEL, MAIN SW	1	
6	37820-93J04	.SWITCH ASSY, EMERGENCY STOP	1	
7	37823-92E01	..PLATE ASSY, EMERGENCY SW LOCK	1	
8	37826-92J00	..NUT	1	
9	03122-05165	.SCREW	4	
10	37114-98J00	.SHEET, MAIN SW PANEL	1	
11	37100-98J11	PANEL ASSY, SINGLE	1	
12	37112-98J00	.NUT	1	
13	09407-08401	CLAMP (L:80)	AR	
14	37803-93J04	PANEL ASSY, EMERGENCY SW	1	
15	37820-93J04	.SWITCH ASSY, EMERGENCY	1	
16	37823-92E01	..PLATE ASSY, EMERGENCY SW LOCK	1	
17	37826-92J00	..NUT	1	
18	37825-99E00	.PANEL, EMERGENCY STOP SW	1	

FIG.530A

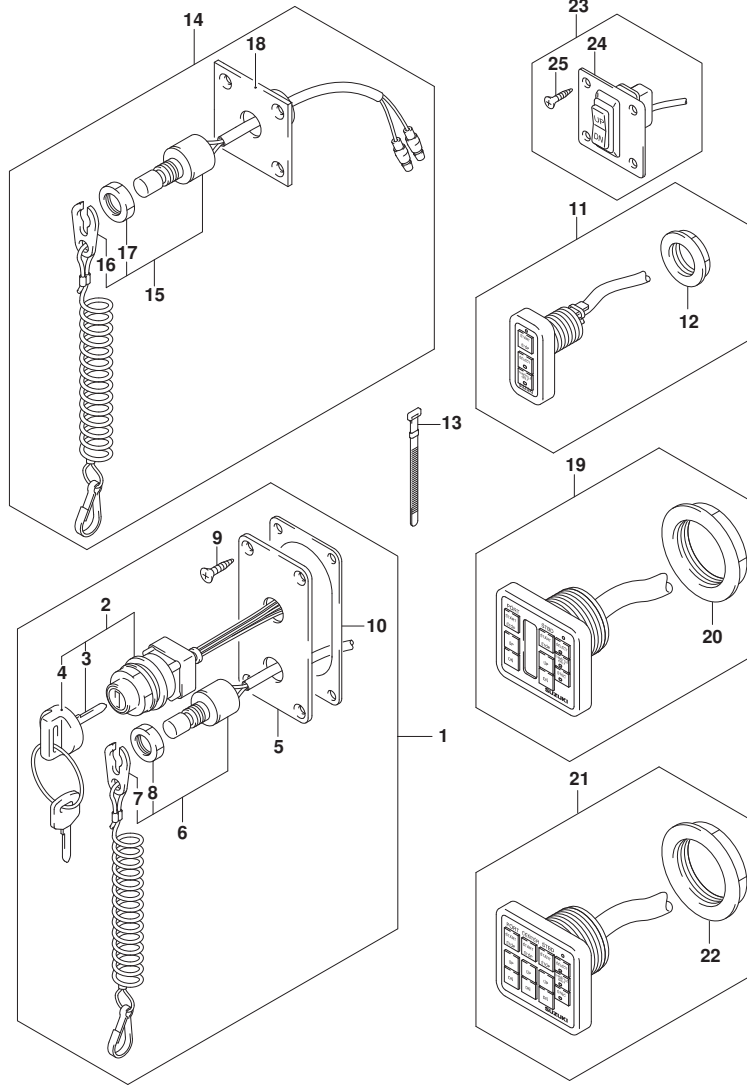


FIG.530A (1-G-4) OPT:SWITCH

REF NO.	PART NO.	DESCRIPTION	Q'TY	REMARKS
19	37100-98J21	PANEL ASSY, DUAL	1	
20	37112-98J10	.NUT	1	
21	37100-98J31	PANEL ASSY, TRIPLE	1	
22	37112-98J10	.NUT	1	
23	37860-87L00	PANEL ASSY, TROLLING CTR SW	1	
24	37862-87L00	.PANEL	1	
25	09131-05004	.SCREW (5X16)	4	

FIG.535A

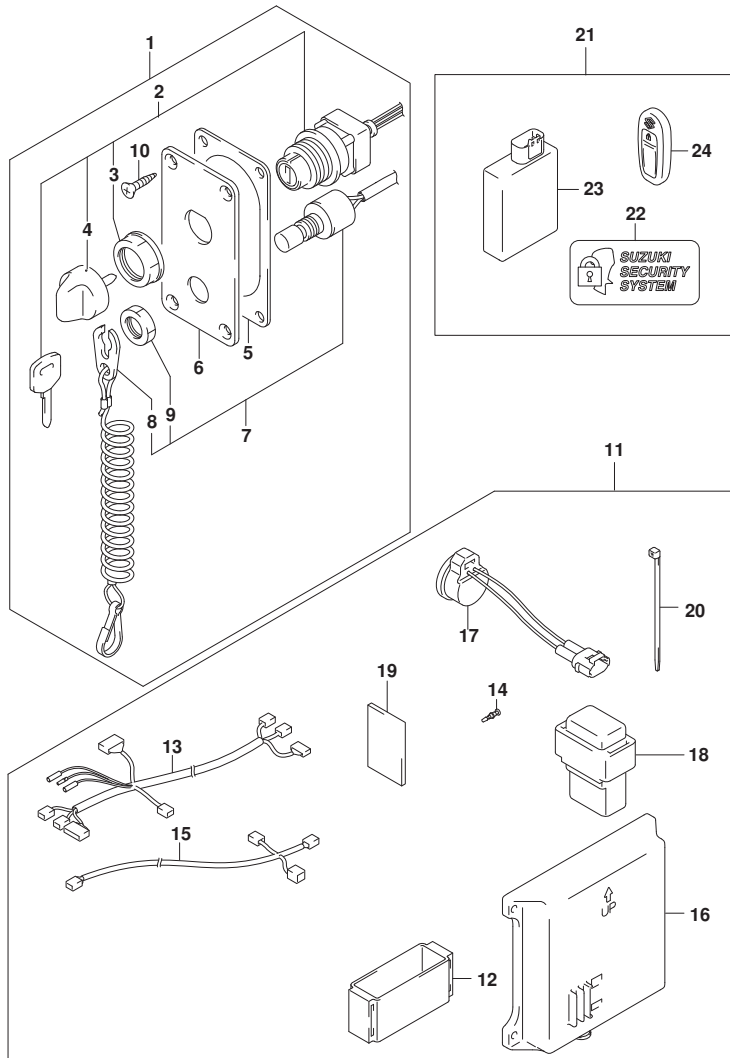


FIG.535A (1-G-5) OPT:KEY LESS START (DF200AP E01)

REF NO.	PART NO.	DESCRIPTION	Q'TY	REMARKS
1	37100-96L00	PANEL ASSY, MAIN SWITCH KLS	1	
2	37110-96L00	.SWITCH ASSY, MAIN	1	
3-1	37141-99E00	..KEY (931)	1	
3-2	37141-99E10	..KEY (932)	1	
3-3	37141-99E20	..KEY (933)	1	
3-4	37141-99E30	..KEY (934)	1	
3-5	37141-99E40	..KEY (935)	1	
3-6	37141-99E50	..KEY (936)	1	
4	37143-96L00	..KNOB, MAIN SWITCH	1	
5	37114-98J00	.SHEET, MAIN SWITCH PANEL	1	
6	37139-96L00	.PANEL, MAIN SWITCH	1	
7	37820-93J04	.SWITCH ASSY, EMERGENCY	1	
8	37823-92E01	..PLATE ASSY, EMERGENCY SW LOCK	1	
9	37826-92J00	..NUT	1	
10	03122-05165	.SCREW	4	
11	37105-96L00	HARNESS SET, KLS CONTROLLER	1	
12	32980-38F00	.HOLDER, KLS CONT	1	
13	36623-96L00	.HARNESS ASSY, KLS CONT	1	
14	36615-96300	..TERMINAL, RESIN	1	
15	36662-96L00	.HARNESS ASSY, KLS CAN EXT	1	
16	37173-96L00	.HOLDER, KLS PARTS	1	
17	38500-93J90	.BUZZER ASSY, KLS	1	
18	38860-96L00	.RELAY ASSY, KLS	1	
19	32851-93J00	.CUSHION, LEAD WIRE	2	
20	09407-14407	.CLAMP (L:145)	1	

FIG.535A

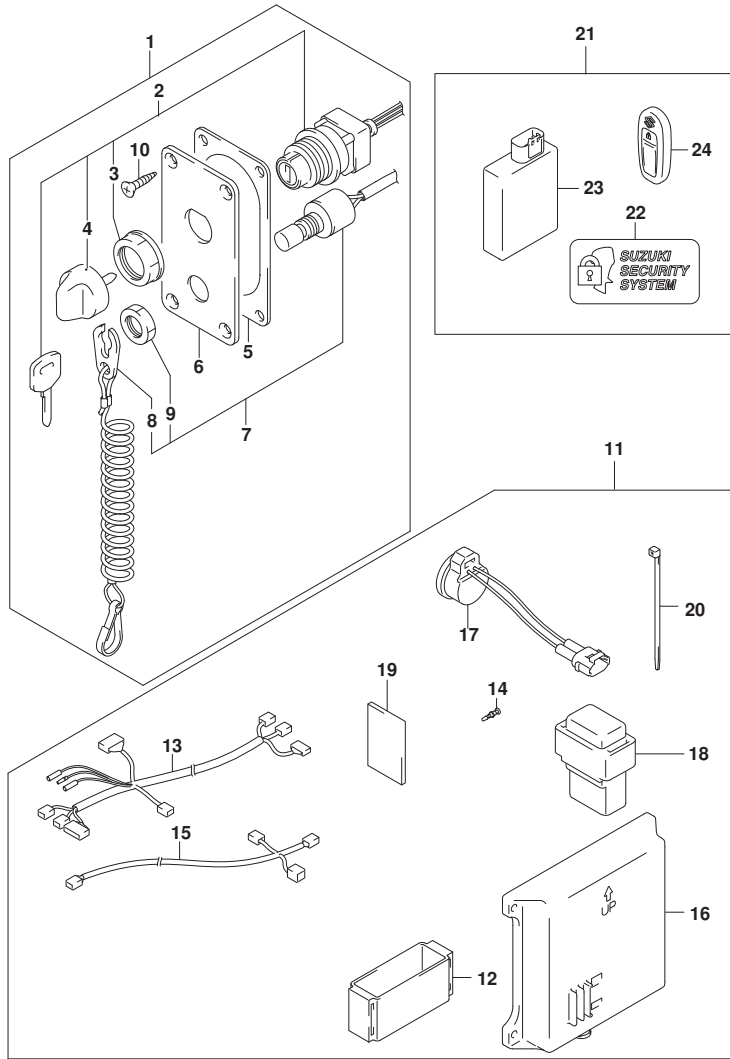


FIG.535A (1-G-6) OPT:KEY LESS START (DF200AP E01)

REF NO.	PART NO.	DESCRIPTION	Q'TY	REMARKS
21	37170-96L00	CONTROLLER SET, KLS 433MHZ	1	
22	37117-96L00	.DECAL, KLS	2	
23	37171-96L00	.CONTROLLER ASSY, KLS 433MHZ	1	
24	37172-96L00	.REMOCON ASSY, KLS 433MHZ	2	

FIG.540A

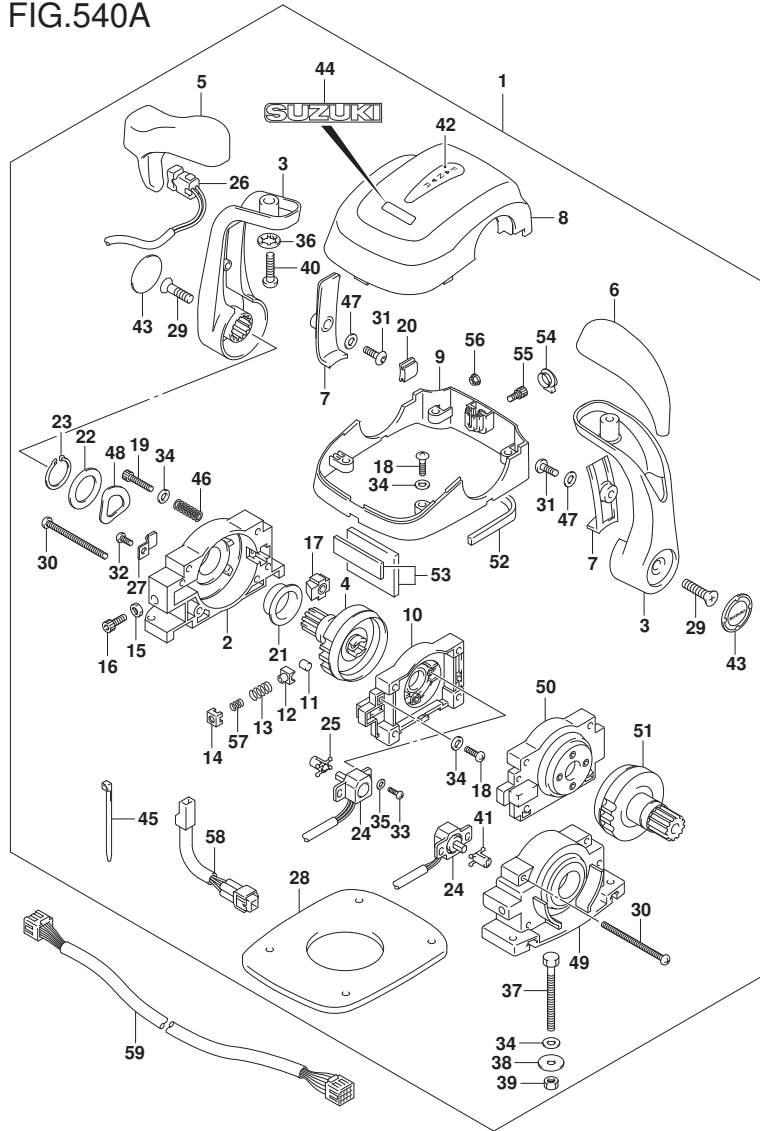


FIG.540A (1-G-7) OPT:REMOTE CONTROL ASSY DUAL

REF NO.	PART NO.	DESCRIPTION	Q'TY	REMARKS
1	67200-98J13	REMOTE CONTROL ASSY	1	
2	67211-98J20	.HOUSING (L)	1	
3	67251-98J00	.LEVER, HANDLE	2	
4	67246-98J10	.SHAFT, DRIVE (L)	1	
5	67261-98J00	.GRIP, NO.1	1	
6	67261-98J10	.GRIP, NO.2	1	
7	67263-98J00	.COVER, LEVER	2	
8	67212-98J30	.COVER, UPPER	1	
9	67271-98J40	.COVER, BOTTOM	1	
10	67222-98J10	.PANEL ASSY, BACK (L)	1	
11	67236-98J10	.ROOLER, DETENT	2	
12	67235-98J10	.GUIDE, DETENT ROOLER	2	
13	67237-98J40	.SPRING, DETENT	2	
14	67233-98J10	.HOLDER, DETENT SPRING	2	
15	67287-92E00	.NUT (M5)	2	
16	67239-98J00	.SCREW, DETENT ADJUST (5X14)	2	
17	67223-98J00	.PAD, BRAKE	2	
18	67296-98J50	.SCREW (5X18)	8	
19	67296-98JA0	.SCREW, BRAKE ADJUST (5X30)	2	
20	67272-98J10	.GROMMET, COVER	2	
21	67252-98J10	.BUSH, DRIVE SHAFT	2	
22	67288-98J20	.WASHER	2	
23	67292-98J00	.C-RING	2	
24	15980-98J00	.POTENTIOMETER	2	
25	67227-98J10	.LEVER, POTENTIOMETER NO.2	1	
26	37850-98J02	.SWITCH ASSY, PTT	1	
27	67269-98J00	.CLAMP, LEAD	1	
28	67273-98J20	.PACKING	1	
29	67296-98J60	.SCREW (8X30)	2	
30	67296-98J30	.SCREW (5X65)	4	
31	67296-98J80	.SCREW (5X14)	2	
32	67296-98J00	.SCREW (5X12)	1	
33	67296-94300	.SCREW (4X10)	4	
34	67288-98J40	.WASHER	14	

FIG.540A

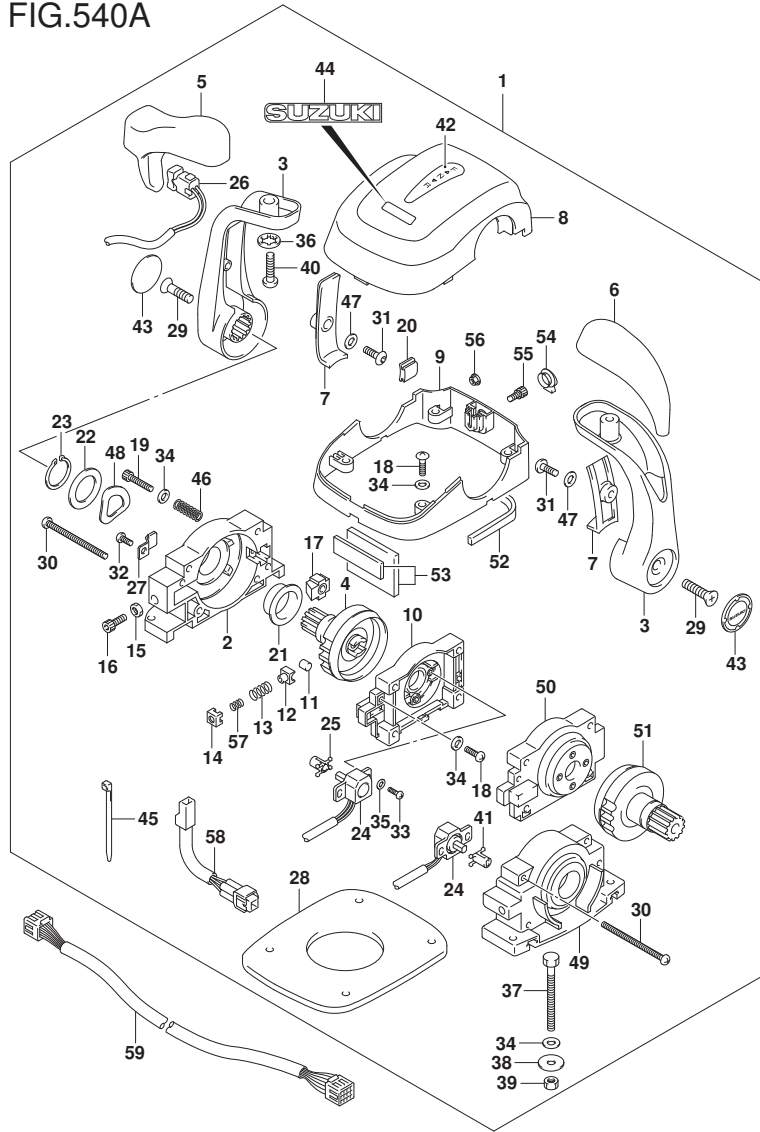


FIG.540A (1-G-8) OPT:REMOTE CONTROL ASSY DUAL

REF NO.	PART NO.	DESCRIPTION	Q'TY	REMARKS
35	67288-98J00	.WASHER	4	
36	67288-92E20	.WASHER	2	
37	67226-98J00	.BOLT (5X50)	4	
38	09160-05024	.WASHER (5.5X16X1.5)	4	
39	67287-92E00	.NUT	4	
40	67296-98J90	.SCREW	2	
41	67227-98J00	.LEVER, POTENTIOMETER NO.1	1	
42	67284-98J00	.MARK (F-N-R)	1	
43	68165-98J00	.MARK, LEVER (SUZUKI)	2	
44	68165-98J10	.EMBLEM (SUZUKI)	1	
45	67269-98J30	.BAND	1	
46	67288-98J10	.WASHER, SPRING	16	
47	67288-98J30	.WASHER	2	
48	67228-98J50	.WASHER, WAVE	2	
49	67211-98J30	.HOUSING (R)	1	
50	67222-98J20	.PANEL ASSY, BACK (R)	1	
51	67246-98J20	.SHAFT, DRIVE (R)	1	
52	67273-98J10	.PACKING (FRONT)	1	
53	67273-98J30	.PACKING (REAR)	1	
54	67277-98J00	.GROMMET	1	
55	67296-98JF0	.BOLT (5X14)	1	
56	67297-98J00	.NUT	1	
57	67237-98J50	.SPRING, DETENT	2	
58	36890-98J00	.CONDENSER, ADAPTER HARNESS	1	
59-1	36620-98J30	WIRE ASSY, REMOTE CONTROL	1	L:6500
59-2	36620-98J40	WIRE ASSY, REMOTE CONTROL	1	L:9500



FIG.543A

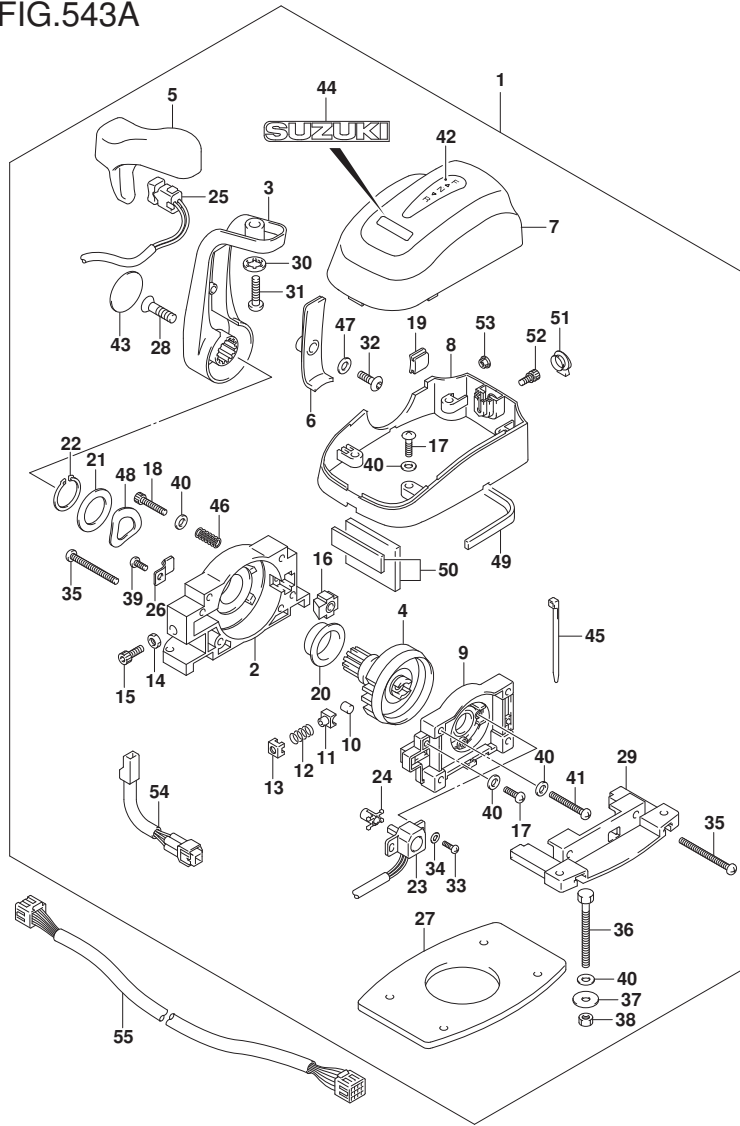


FIG.543A (1-G-9) OPT:REMOTE CONTROL ASSY SINGLE

REF NO.	PART NO.	DESCRIPTION	Q'TY	REMARKS
1	67200-98J03	REMOTE CONTROL ASSY	1	
2	67211-98J20	.HOUSING	1	
3	67251-98J00	.LEVER, HANDLE	1	
4	67246-98J10	.SHAFT, DRIVE	1	
5	67261-98J00	.GRIP, NO.1	1	
6	67263-98J00	.COVER, LEVER	1	
7	67212-98J20	.COVER, UPPER	1	
8	67271-98J30	.COVER, BOTTOM	1	
9	67222-98J10	.PANEL ASSY, BACK	1	
10	67236-98J00	.ROLLER, DETENT	1	
11	67235-98J10	.GUIDE, DETENT ROLLER	1	
12	67237-98J30	.SPRING, DETENT	1	
13	67233-98J10	.HOLDER, DETENT SPRING	1	
14	67287-92E00	.NUT	1	
15	67239-98J00	.SCREW, DETENT ADJUST (5X14)	1	
16	67223-98J00	.PAD, BRAKE	1	
17	67296-98J50	.SCREW (5X18)	6	
18	67296-98JA0	.SCREW, BRAKE ADJUST (5X30)	1	
19	67272-98J10	.GROMMET, COVER	1	
20	67252-98J10	.BUSH, DRIVE SHAFT	1	
21	67288-98J20	.WASHER	1	
22	67292-98J00	.C-RING	1	
23	15980-98J00	.POTENTIOMETER	1	
24	67227-98J10	.LEVER, POTENTIOMETER NO.2	1	
25	37850-98J02	.SWITCH ASSY, PTT	1	
26	67269-98J00	.CLAMP, LEAD	1	
27	67273-98J00	.PACKING	1	
28	67296-98J60	.SCREW (8X30)	1	
29	67274-98J00	.FLANGE, BASE	1	
30	67288-92E20	.WASHER	1	
31	67296-98J90	.SCREW	1	
32	67296-98J80	.SCREW (5X14)	1	
33	67296-94300	.SCREW (4X10)	2	
34	67288-98J00	.WASHER	2	

FIG.543A

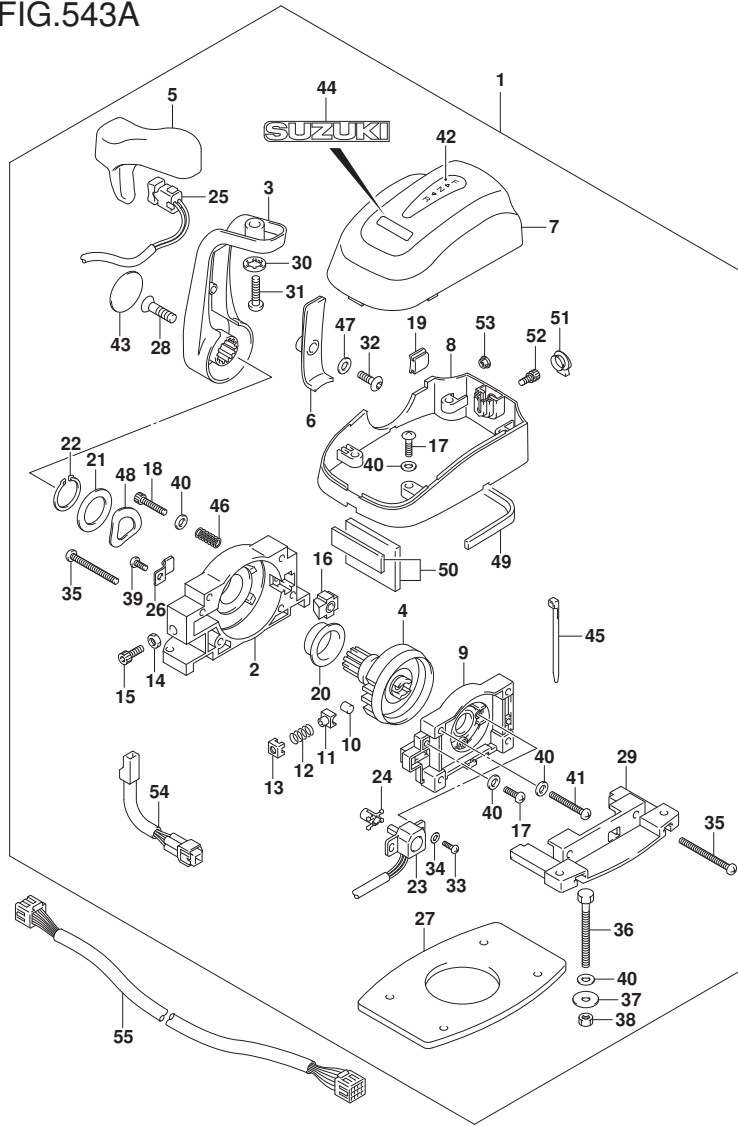


FIG.543A (1-G-10) OPT:REMOTE CONTROL ASSY SINGLE

REF NO.	PART NO.	DESCRIPTION	Q'TY	REMARKS
35	67296-98J20	.SCREW (5X50)	2	
36	67226-98J00	.BOLT (5X50)	4	
37	09160-05024	.WASHER (5.5X16X1.5)	4	
38	67287-92E00	.NUT	4	
39	67296-98J00	.SCREW (5X12)	1	
40	67288-98J40	.WASHER	12	
41	67296-98J10	.SCREW (5X35)	1	
42	67284-98J00	.MARK (F-N-R)	1	
43	68165-98J00	.MARK, LEVER (SUZUKI)	1	
44	68165-98J10	.EMBLEM (SUZUKI)	1	
45	67269-98J30	.BAND	1	
46	67288-98J10	.WASHER, SPRING	8	
47	67288-98J30	.WASHER	1	
48	67228-98J50	.WASHER, WAVE	1	
49	67273-98J10	.PACKING (FRONT)	1	
50	67273-98J30	.PACKING (REAR)	1	
51	67277-98J00	.GROMMET	1	
52	67296-98JF0	.BOLT (5X14)	1	
53	67297-98J00	.NUT	1	
54	36890-98J00	.CONDENSER, ADAPTER HARNESS	1	
55-1	36620-98J30	WIRE ASSY, REMOTE CONTROL	1	L:6500
55-2	36620-98J40	WIRE ASSY, REMOTE CONTROL	1	L:9500

FIG.585A

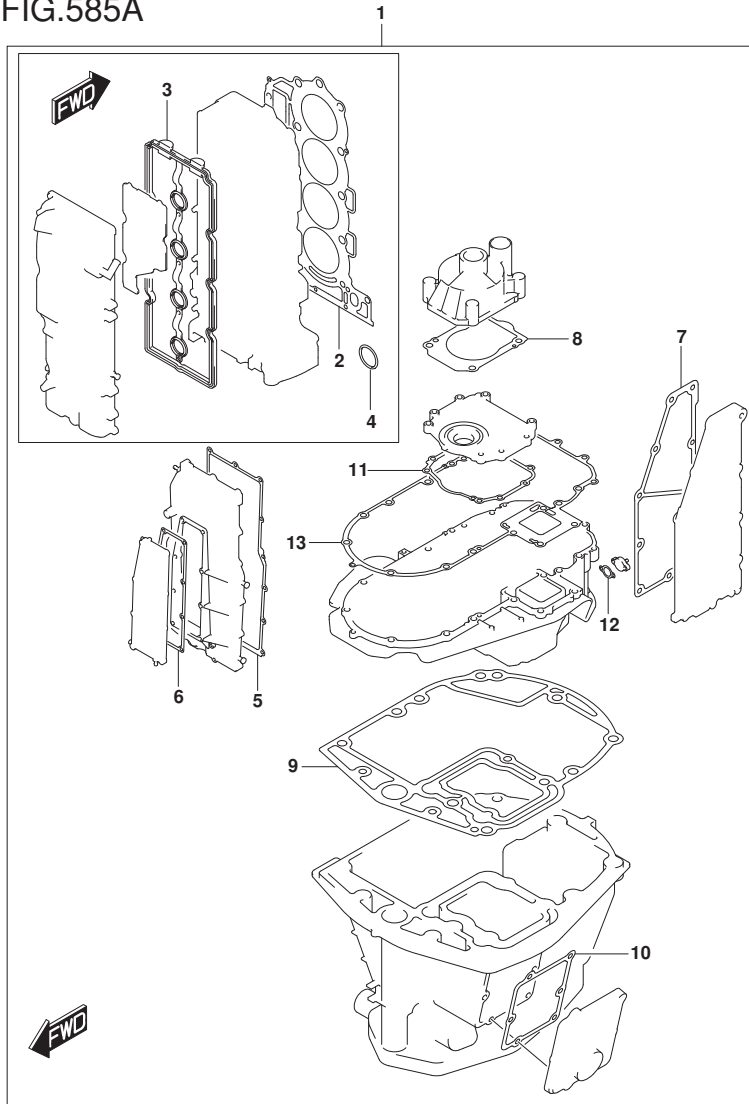


FIG.585A (1-G-11) OPT:GASKET SET

REF NO.	PART NO.	DESCRIPTION	Q'TY	REMARKS
1	11410-96810	GASKET SET	1	
2	11141-96L00	.GASKET, CYLINDER HEAD	1	
3	11189-96J00	.GASKET, CYLINDER HEAD COVER	1	
4	11318-96J00	O RING, BALANCER OIL GALLERY	1	
5	11332-96J00	.GASKET, BALANCER COVER	1	
6	11342-96J00	.GASKET, BAL WTR JACKET COVER	1	
7	14151-96J00	.GASKET, EXH COVER	1	
8	17472-93J00	.GASKET, PUMP CASE PANEL	1	
9	11489-96J01	.GASKET, OIL PAN (ASB)	1	
10	11552-96J00	.GASKET, WTR JACKET COVER	1	
11	51123-96J01	.GASKET, MOUNT OIL SEAL COVER	1	
12	51142-96J00	.GASKET, ENGINE HOLDER COVER	1	
13	51211-96J00	.GASKET, ENGINE HOLDER	1	

PART NO.	FIG.NO.-REF.NO.	PART NO.	FIG.NO.-REF.NO.	PART NO.	FIG.NO.-REF.NO.
10000		11544-96J00	180A-10	12772-96J00	119A-10
		11550-96J00-0EP	180A-15-1	12810-96J00	119A-12
		11550-96J00-Y5S	180A-15-2	12812-90J00	119A-14
		11552-96J00	180A-16	12813-73G00	119A-13
		585A-10	12831-93J01	119A-16	
11100-96L00	111A-1	12100-96811-025	116A-6-2	12891-93J00	121A-12
11112-84400	111A-5	12100-96811-0A0	116A-6-1	12892-93J00-218	121A-13-1
11115-93J10-001	111A-30	12100-96L00-050	116A-14	12892-93J00-220	121A-13-2
11116-93J01	111A-6	12111-96L00-0B0	116A-1	12892-93J00-223	121A-13-3
11117-96J01	113A-2	12140-96J00	116A-2	12892-93J00-225	121A-13-4
11119-96J00	111A-8	12140-96J00-050	116A-15	12892-93J00-228	121A-13-5
11141-96L00	111A-9	12151-96J00	116A-3	12892-93J00-230	121A-13-6
	585A-2	12160-96L00	116A-4	12892-93J00-233	121A-13-7
11170-96J11	111A-21	12221-96J10	116A-7	12892-93J00-235	121A-13-8
11173-96J00	111A-23	12242-96J00	116A-10	12892-93J00-238	121A-13-9
11174-96J00	111A-27	12300-85830	116A-9-1	12892-93J00-240	121A-13-10
11185-96L00	303A-12	12300-85830-012	116A-9-2	12892-93J00-243	121A-13-11
11189-96J00	111A-22	12300-96811-0BA	116A-8-6	12892-93J00-245	121A-13-12
	585A-3	12300-96811-0CA	116A-8-7	12892-93J00-248	121A-13-13
11196-96L00	162A-1	12300-96811-0DA	116A-8-8	12892-93J00-250	121A-13-14
11198-96L00	162A-25	12300-96811-0EA	116A-8-9	12892-93J00-253	121A-13-15
11261-93J00	111A-16	12300-96811-0FA	116A-8-10	12892-93J00-255	121A-13-16
	113A-11	12340-96J01-0B0	116A-8-1	12892-93J00-258	121A-13-17
	140A-4	12340-96J01-0C0	116A-8-2	12892-93J00-260	121A-13-18
11291-96J00	113A-17	12340-96J01-0D0	116A-8-3	12892-93J00-263	121A-13-19
11292-96J00	140A-9	12340-96J01-0E0	116A-8-4	12892-93J00-265	121A-13-20
11294-96J00	113A-16	12340-96J01-0F0	116A-8-5	12892-93J00-268	121A-13-21
11300-96L00	113A-1	12600-96J01	118A-9	12892-93J00-270	121A-13-22
11318-96J00	113A-9	12632-96J00	175A-1	12892-93J00-273	121A-13-23
	585A-4	12643-96J00	118A-10	12892-93J00-275	121A-13-24
11330-96J10	118A-1	12644-96J00	118A-11	12892-93J00-278	121A-13-25
11332-96J00	118A-2	12645-96J00	118A-15	12892-93J00-280	121A-13-26
	585A-5	12650-96J20	118A-16	12892-93J00-283	121A-13-27
11340-96J00	118A-4	12660-96J20	118A-14	12892-93J00-285	121A-13-28
11342-96J00	118A-5	12662-96J00	118A-23	12892-93J00-288	121A-13-29
	585A-6	12665-96J00	118A-17	12892-93J00-290	121A-13-30
11382-93J00	118A-7	12670-96J00	118A-25	12892-93J00-293	121A-13-31
11390-96J00	113A-7	12671-96J01	118A-26	12892-93J00-295	121A-13-32
11410-96810	585A-1	12672-96J01	118A-27	12892-93J00-298	121A-13-33
11430-96J10	180A-1	12673-96J00	118A-29	12892-93J00-300	121A-13-34
11489-96J01	180A-8	12695-96J00	118A-30	12911-98J00	121A-14
	585A-9	12701-96L00	121A-1	12915-93J50	121A-15
11501-96J03-0EP	180A-9-1	12705-96J50	121A-2	12921-93J10	121A-16
11501-96J03-Y5S	180A-9-2	12730-96J01	119A-1	12931-78G00	121A-17
11510-96J04	135A-6	12734-96J00	119A-3	12932-24400	121A-18
	135B-6	12740-96J00	121A-4	12933-69G10	121A-19
11510-96L00	135A-3	12748-96J00	121A-3	13110-96J10	123A-16
	135B-3	12749-93J00	121A-6	13119-96J00	123A-17
11540-96J01	180A-3	12753-93J00	121A-7	13125-96J00	123A-18
11543-96J00	180A-6	12761-96J00	119A-9	13162-93J00	123A-2

PART NO.	FIG.NO.-REF.NO.	PART NO.	FIG.NO.-REF.NO.	PART NO.	FIG.NO.-REF.NO.
13254-01010	143A-12	146B-9	15830-99E00	144A-12	
	143B-12	146A-10		144B-12	
13300-96J10	123A-19	146B-10	15831-96J00	146A-12	
13370-96J00	143A-2	146A-11		146B-12	
	143B-2	146B-11	15832-93J00	144B-11	
13575-40F00	326A-2	144A-1	15851-96J11	144A-13	
13580-98J02	326A-1	144B-1		144B-13	
13650-52G00	315A-1	143A-1	15852-96J00	144A-35	
13655-87J00	315A-2	143B-1		144B-35	
13710-96J00	135A-1	143A-6	15980-98J00	520A-41	
	135B-1	143B-6		540A-24	
13730-96J01	123A-20	143A-7		543A-23	
13761-96L00	135A-8	143B-7	16113-96J00	175A-2	
	135B-8	143A-8	16400-96J00	175A-3	
	135B-9	15629-99E10			
13766-96L00	135A-9	143B-8	16510-96J00	178A-1	
	135B-9	143A-9	16519-93J00	401A-2	
13811-96L00	135A-22	143B-9	16520-96J01	175A-4	
	135B-22	143A-10	16540-96J00	178A-2	
13813-96J00	135A-2	143B-10	16543-96J00	178A-3	
	135B-2	143A-5	16550-93J00	121A-9	
13822-96L00	135A-10	143B-5	16555-93J00	121A-10	
	135B-10	143A-11	16910-96J01	180A-22	
13823-96L00	135A-11	143B-11	16930-96J00	180A-23	
	135B-11	143A-21	17400-96J02	160A-17	
13852-96L00	135A-12	143B-21	17400-96J20	160B-17	
	135B-12	144A-2	17411-96J01	160A-1	
13853-96L00	135A-13	144B-2		160B-1	
	135B-13	144A-3	17413-96J01	160A-2	
14141-96J00	140A-1	144B-3	17413-96J11	160B-2	
14151-96J00	140A-2	143A-16	17416-96J00	160A-3	
	585A-7	143B-16		160B-3	
15100-96J0V	146A-1	144A-4	17461-90J01	160A-4	
15100-96J10	146B-1	144B-4		160B-4	
15190-96L01	146A-2	144A-5	17471-93J02	160A-5	
	146B-2	144B-5	17471-93J12	160B-5	
15192-96L00	146A-3	144A-6	17472-93J00	160A-6	
	146B-3	144B-6		160B-6	
15193-96J11	146A-4	143A-14	585A-8		
	146B-4	143B-14	17560-96J01	160A-7-1	
15194-96J11	146A-5	144B-18	17561-96J11	160A-7-2	
	146B-5	144A-7		160B-7	
15200-96J00	143A-4	144B-7	17562-93J00	160A-8	
15200-96J10	143B-4	144A-8		160B-8	
15410-92J00	146A-6	144B-8	17563-93J00	160A-9	
	146B-6	144A-9		160B-9	
15411-92J00	146A-7	144B-9	17564-93J00	160A-10	
	146B-7	144A-10		160B-10	
15412-92J00	146A-8	144B-10	17566-87D11	407A-9	
	146B-8	144A-11	17611-90J00-0EP	162A-2-1	
15413-92J00	146A-9	144B-28	17611-90J00-Y5S	162A-2-2	

PART NO.	FIG.NO.-REF.NO.	PART NO.	FIG.NO.-REF.NO.	PART NO.	FIG.NO.-REF.NO.
17631-93J20	160A-11-1 160B-11-1	21110-96J10	204A-1 204B-1	30000	
17631-93J30	160A-11-2 160B-11-2	21131-93J00	204A-2 204B-2		
17632-93J20	160A-12-1 160B-12-1	21151-93J00	204A-3 204B-3		
17632-93J30	160A-12-2 160B-12-2	21210-98J01	204A-5 204B-5		
17660-90J00	162A-5	21230-98J01	204A-6		
17670-90J10	162A-6-2		204B-6		
17670-90J20	162A-6-1	21241-98J00	204A-24		
17680-96J00	162A-7		204B-24		
17913-93J00	180A-18 410A-10 410B-9	22511-99011	336A-1 336B-1 401A-10		
17914-93J00	180A-19 410A-11 410B-10	23111-93J00	204A-7-2 204B-7 204A-7-1		
17917-87L00	410A-30 410B-29	23115-96J10	204A-8 204B-8		
18117-93J00	502A-1	25111-96J10	206A-1-1		
18119-96L00	523A-7	25111-96J20	206A-1-2		
18213-98J10	123A-3		206B-1		
18498-93J00	123A-4 315A-3	25131-96J00	206A-2		
18498-96J20	144A-15 144B-15	25141-93J00	206A-5 206B-5		
18498-96L00	146A-14 146B-14	25223-94400	204A-9 204B-9		
18498-96L30	146A-13 146B-13		206A-6 206B-6		
18498-96L40	162A-26	25232-96302	206A-3		
18498-99E10	162A-23		206B-3		
18498-99E20	146A-15 146B-15	25321-93L00	206A-8 206B-8		
18498-99E30	144A-14 144A-16 144B-14 144B-16	25700-93J00	407A-32		
18498-99E40	143A-22 143B-22	29103-93J00	315A-5 315A-6		
18590-68H00	123A-5	29116-93J00	180A-2		
18640-78G00	315A-4		180A-5		
19115-96J10	204A-29 204B-29	29141-93J20	337A-29 405A-4		
		29404-93J10	337A-2		
		29404-93J20	144A-36 144B-36		
			33220-64L10		
			33410-96L00		
			33799-97E00		
			33810-96L00		
			33830-98J11		
			522A-2		

20000

PART NO.	FIG.NO.-REF.NO.	PART NO.	FIG.NO.-REF.NO.	PART NO.	FIG.NO.-REF.NO.
33911-88BL0	522A-5		502A-9	36665-88L00	502A-25
33920-96L10	326A-18		502A-19		503A-22
33925-93J00	522A-6		522A-9	36665-88L10	502A-26
33925-98J00	326A-19		522A-16		503A-23
33926-98J00	522A-7		522A-19	36665-96L00	503A-9
34000-96L20	502A-2		522A-21	36666-96L00	503A-10
34000-96L30	502A-12		523A-6	36667-96L00	502A-27
34002-96L00	503A-1		535A-14	36667-96L10	502A-28
34011-96L00	503A-12	36616-96J00	322A-3	36682-92E00	503A-11
34112-96L00	460A-2	36617-93J00	322A-24		522A-26
	502A-4	36617-93J10	315A-13		36721-96J00
	502A-14	36617-96J00	322A-25		36737-96J00
	503A-3	36618-43410	322A-9		36738-96J10
	503A-14	36620-98J30	540A-59-1		36770-98J10
	503A-29		543A-55-1		36770-98J20
34190-88L00	460A-3	34193-96L00	540A-59-2		36775-98J00
	502A-5		543A-55-2		36776-98J00
	502A-15		522A-1		36890-98J00
	503A-4		522A-17		540A-58
	503A-15		523A-1		543A-54
34200-96L00	460A-1	36621-98J10	522A-22	36894-87D00	336A-2
	502A-3	36622-98J00	522A-13		336A-26
	502A-13	36623-96L00	331A-3		336B-2
	503A-2		535A-13		336B-26
	503A-13	36623-98J20	522A-8		337A-33
34211-96L00	460A-4	36623-98J30	522A-18	36895-87D10	337A-35
	502A-6		523A-5		405A-9
	502A-16	36624-98J02	522A-15		405B-6
	503A-5	36624-98J11	522A-20	36990-87D00	522A-25
	503A-16	36625-98J10	523A-2		37100-96L00
34660-96J00	523A-8	36661-96L00	460A-6		37100-98J04
34825-96L00	460A-5		502A-8		37100-98J11
	502A-7		502A-18		37100-98J21
	502A-17	36662-88L00	503A-33		37100-98J31
	503A-6	36662-88L10	502A-20		37105-96L00
	503A-17		503A-7		37110-96L00
34830-87J20	315A-7		503A-19		37110-98J01
	315A-8	36662-88L20	503A-30		37112-98J00
34840-98J11	315A-9	36662-88L30	503A-31		37112-98J10
34841-96J00	315A-10	36662-96L00	331A-5		530A-22
34845-96J00	315A-11		535A-15	37114-98J00	530A-10
36001-88L00	503A-18	36663-88L00	502A-21		535A-5
36610-96L10	322A-7		503A-20	37117-96L00	331A-6
36611-92J00	322A-33	36663-98J00	503A-24		535A-22
36611-96J00	315A-12	36663-98J10	502A-10	37139-96L00	535A-6
36612-96J00	322A-21		502A-22		37139-98J00
36612-98J01	522A-24		503A-26		37141-99E00
36612-98J10	322A-8	36664-88L00	502A-24		535A-3-1
36615-96300	331A-4		503A-8	37141-99E10	530A-3-4
	460A-7		503A-21		535A-3-2

PART NO.	FIG.NO.-REF.NO.	PART NO.	FIG.NO.-REF.NO.	PART NO.	FIG.NO.-REF.NO.
37141-99E20	530A-3-5	38415-93J20	326A-17	43750-96J50-Y5S	336A-6-2
	535A-3-3	38500-93J90	331A-10	43750-96J60-0EP	336A-6-3
37141-99E30	530A-3-6		523A-4		336B-6-1
	535A-3-4		535A-17	43750-96J60-Y5S	336A-6-4
37141-99E40	530A-3-7	38860-76F01	322A-14		336B-6-2
	535A-3-5		322A-15	48000-96J10	337A-1
37141-99E50	530A-3-8		326A-25	48121-92J00	337A-24
	535A-3-6	38860-96L00	331A-11	48140-93J01	335A-13
37141-99E60	530A-3-9		535A-18	48144-93J00	335A-14
37141-99E70	530A-3-10	38890-98J10	326A-20	48145-93J00	335A-16
37141-99E80	530A-3-11	38892-98J00	326A-21	48311-96J20	337A-25
37141-99E90	530A-3-12	38895-98J00	326A-22	48321-87D03	337A-26
37141-99EA0	530A-3-1	38915-90J00	326A-26	48326-95E00	337A-27
37141-99EB0	530A-3-2	39950-88L00	503A-32	48401-96J01	337A-7
37143-96L00	535A-4			48405-87D00	337A-14
37143-99E00	530A-4			48502-96J05	337A-5
37170-96L00	535A-21				340A-11
37171-96L00	331A-7		40000	48503-96J03	337A-6
	535A-23			48570-95E01	337A-16
37172-96L00	331A-8			48572-95E00	337A-17
	535A-24	41111-96J21-0EP	335A-1-1	48582-95E01	340A-12
37173-96L00	331A-9	41111-96J21-Y5S	335A-1-2	48583-95E00	337A-18
	535A-16	41121-96J12-0EP	335A-2-1	48585-95E00	337A-19
37721-93J00	326A-5	41121-96J12-Y5S	335A-2-2	48588-94900	337A-20
37722-93J11	326A-11	41130-92J03	335A-3	48601-94900	337A-8
37725-93J11	326A-7	41135-92J00	335A-4	48615-97E00	337A-15
37729-96L00	326A-3	41155-93J02	335A-10	48627-95E00	337A-9
37803-93J04	530A-14	41220-96J10	336A-15	48630-96J02	337A-10
37820-93J04	530A-6		336B-15	48633-94900	337A-11
	530A-15	41224-95E01	336A-17	48641-96J02	337A-12
	535A-7		336B-17	48650-94900	337A-13
37820-99E01	315A-14	41230-96J00	336A-18	48861-92J01	337A-21
37823-92E01	530A-7		336B-18	48862-92J20	337A-22
	530A-16	41233-95E10	336A-19	48862-92J30	337A-23
	535A-8		336B-19	48864-96J10	340A-13
37825-99E00	530A-18	41234-96J10	336A-16		
37826-92J00	530A-8		336B-16		
	530A-17	43111-96J00-0EP	336A-3-1		
	535A-9	43111-96J00-Y5S	336A-3-2		
37850-92J00	326A-8	43111-96J10-0EP	336A-3-3		
37850-98J02	520A-52		336B-3-1	51111-96J20-0EP	401A-1-1
	540A-26	43111-96J10-Y5S	336A-3-4	51111-96J20-Y5S	401A-1-2
	543A-25		336B-3-2	51115-90J10	401A-4
37856-92J00	326A-9	43117-96J00	315A-24	51120-96J02	401A-9
37857-92J00	326A-10	43118-96J00	315A-26	51123-96J01	401A-13
37860-87L00	530A-23	43211-93J00	336A-4		585A-11
37862-87L00	530A-24		336B-4	51124-93J01	401A-11
38100-96J10	337A-4	43711-97E01	336A-5	51125-93J00	401A-12
	340A-1		336B-5	51140-96J00	401A-17
38410-93J20	326A-16	43750-96J50-0EP	336A-6-1	51142-96J00	401A-18

PART NO.	FIG.NO.-REF.NO.	PART NO.	FIG.NO.-REF.NO.	PART NO.	FIG.NO.-REF.NO.
	585A-12		220B-25-1	58200-96JB0	407A-23-17
51161-96J01	401A-20	56120-96L00-Y5S	220A-25-2	58200-96JC0	407A-23-18
51162-96J00	401A-21		220B-25-2	58200-96JD0	407A-23-19
51170-96J01	401A-23	56130-93J02	220A-33	58200-96JE0	407A-23-20
51211-96J00	401A-3		220B-33	58200-96JF0	407A-23-21
	585A-13	56145-93J00	407A-3	58300-93J00	407A-23-33
52111-96J00-0EP	405A-1-1	57110-96J30	220A-1-2	58300-93J10	407A-23-34
52111-96J00-Y5S	405A-1-2		220B-1	58300-93J20	407A-23-35
52111-96J10-0EP	405A-1-3	57110-96J40	220A-1-1	58300-93J30	407A-23-36
	405B-1-1	57130-87D10	405A-7	58300-93J40	407A-23-37
52111-96J10-Y5S	405A-1-4		405B-4	58300-93JA0	407A-23-22
	405B-1-2	57133-93J00	220A-2	58300-93JB0	407A-23-23
54112-96J01	401A-30		220B-2	58300-93JC0	407A-23-24
54121-96J01	401A-28	57134-93J00	220A-3	58300-93JD0	407A-23-25
54122-96J00	401A-37		220B-3		
54127-96J00	401A-36	57300-96870	220A-6		
54130-96J01	401A-29		220B-6		
54137-93J02	401A-33	57610-96L00	220A-17		
54151-96J01	405A-11		220B-17		
	405B-8	57621-96L00	220A-18		
54160-96J01	405A-12		220B-18	61112-96L00	420A-12
	405B-9	57630-92E00	407A-31		420B-12
54167-96J00	405A-20	57631-96J00	220A-20		420C-12
	405B-17		220B-20		420D-12
54211-96J01-0EP	405A-13-1	57632-93L01	407A-25	61124-96J21	410A-28
	405B-10-1	57633-87D30	407A-26		410B-27
54211-96J01-Y5S	405A-13-2	58105-93J10	407A-24	61131-96J02-0EP	410A-1-1
	405B-10-2	58200-93L00	407A-23-6	61131-96J02-Y5S	410A-1-2
54221-96J00	405A-14	58200-93L10	407A-23-7	61131-96J12-0EP	410A-1-3
	405B-11	58200-93L20	407A-23-8		410B-1-1
55110-96L00-0EP	407A-1-1	58200-93L30	407A-23-9	61131-96J12-Y5S	410A-1-4
55110-96L00-Y5S	407A-1-2	58200-93L40	407A-23-10		410B-1-2
55125-98J00-0EP	407A-11-1	58200-93L50	407A-23-11	61134-96J02	410A-7
55125-98J00-Y5S	407A-11-2	58200-93L60	407A-23-12		410B-6
55127-87D00	407A-19	58200-93L70	407A-23-13	61141-96J02-0EP	410A-2-1
55128-93J10	407A-13	58200-93L80	407A-23-32	61141-96J02-Y5S	410A-2-2
55128-93L00	407A-30	58200-93LA0	407A-23-1	61141-96J12-0EP	410A-2-3
55320-94900	335A-11	58200-93LB0	407A-23-2		410B-2-1
55321-87J00	111A-18	58200-93LC0	407A-23-3	61141-96J12-Y5S	410A-2-4
	113A-13	58200-93LD0	407A-23-4		410B-2-2
	140A-6	58200-93LE0	407A-23-14	61420-96850-0EP	420A-1
	336A-13-1	58200-93LF0	407A-23-5		420C-1
	336B-13-1	58200-93LG0	407A-23-15	61420-96860-Y5S	420B-1
55321-87J10	336A-13-2	58200-96J00	407A-23-26		420D-1
	336B-13-2	58200-96J10	407A-23-27	61422-93J52	420A-13
55321-93J00	407A-15	58200-96J20	407A-23-28		420C-13
55321-94910	335A-17	58200-96J30	407A-23-29	61422-93J90	420B-13
55332-87D11	407A-17	58200-96J40	407A-23-30		420D-13
55333-87D10	407A-18	58200-96J50	407A-23-31	61433-96L00	420A-2
56120-96L00-0EP	220A-25-1	58200-96JA0	407A-23-16		420B-2

PART NO.	FIG.NO.-REF.NO.	PART NO.	FIG.NO.-REF.NO.	PART NO.	FIG.NO.-REF.NO.	PART NO.	FIG.NO.-REF.NO.	PART NO.	FIG.NO.-REF.NO.	PART NO.	FIG.NO.-REF.NO.													
61435-96L00	420C-2	61632-93J00	410A-16	67227-98J30	520A-22	67269-98J20	520A-19	67296-98J00	540A-32	70000	77811-54GC0-0PG	420A-17 420B-17 420C-17 420D-17												
	420D-2		410B-15		67228-98J50		520A-47		520A-19				540A-32											
61435-96L10	420A-14	61633-96J02	410A-17	67233-98J00	520A-48	67269-98J30	540A-45	67296-98J10	543A-39				90000	99011-96L10-054	420A-23-1 420B-23-1 420A-23-2 420B-23-2 420C-23 420D-23									
	420C-14		410B-16		67233-98J10		540A-48		540A-45							543A-39								
61443-96J22	420B-14	61634-96J02	410A-18	67234-98J00	543A-48	67271-98J20	520A-2	67296-98J20	543A-41							00000	99011-96L10-059	420A-23-1 420B-23-1 420A-23-2 420B-23-2 420C-23 420D-23						
	420D-14		410B-17		67233-98J10		540A-14		540A-2										543A-41					
61443-96J30	420A-15	61641-93J10	410A-19	67235-98J00	540A-15	67271-98J40	540A-9	67296-98J30	540A-30										00000	99011-96L10-059	420A-23-1 420B-23-1 420A-23-2 420B-23-2 420C-23 420D-23			
	420C-15		410B-18		67234-98J00		543A-13		520A-51													543A-35		
61446-96J20	420B-15	61645-96J02	410A-20	67235-98J10	520A-17	67272-98J00	540A-20	67296-98J50	540A-18													00000	99011-96L10-059	420A-23-1 420B-23-1 420A-23-2 420B-23-2 420C-23 420D-23
	420D-15		410B-19		67235-98J10		520A-34		540A-20															
61446-96J30	420A-20	61673-96J02	410A-21	67236-98J00	540A-12	67273-98J00	543A-19	67296-98J60	543A-17	00000	99011-96L10-059	420A-23-1 420B-23-1 420A-23-2 420B-23-2 420C-23 420D-23												
	420C-20		410B-20		67236-98J00		540A-12		540A-19															
61453-96J22	420B-20	61811-96L01-0EP	410A-5-1	67236-98J10	543A-11	67273-98J20	540A-27	67296-98J80	520A-48				00000	99011-96L10-059	420A-23-1 420B-23-1 420A-23-2 420B-23-2 420C-23 420D-23									
	420D-20		410B-4-1		67236-98J10		543A-11		540A-27															
61453-96J30	420A-16	61811-96L01-Y5S	410A-5-2	67237-98J00	520A-33	67273-98J30	540A-52	67296-98J90	540A-29							00000	99011-96L10-059	420A-23-1 420B-23-1 420A-23-2 420B-23-2 420C-23 420D-23						
	420C-16		410B-4-2		67237-98J00		520A-33		540A-52															
61458-99E70	420B-16	61820-96L01-0EP	410A-6-1	67237-98J30	543A-10	67274-98J00	543A-29	67296-98JA0	543A-28										00000	99011-96L10-059	420A-23-1 420B-23-1 420A-23-2 420B-23-2 420C-23 420D-23			
	420D-16		410B-5-1		67237-98J30		543A-10		543A-29															
61471-98J00	420A-19	61820-96L01-Y5S	410A-6-2	67237-98J40	540A-11	67277-98J00	540A-54	67296-98JA0	540A-16													00000	99011-96L10-059	420A-23-1 420B-23-1 420A-23-2 420B-23-2 420C-23 420D-23
	420B-19		410B-5-2		67237-98J40		540A-11		540A-54															
61471-98J00	420C-19	61831-96J10-0EP	410A-6-2	67238-98J00	540A-57	67284-98J00	540A-42	67296-98JB0	540A-19	00000	99011-96L10-059	420A-23-1 420B-23-1 420A-23-2 420B-23-2 420C-23 420D-23												
	420D-19		410B-5-2		67238-98J00		540A-57		540A-42															
61471-98J00	420A-18	61831-96J10-Y5S	410A-12-1	67239-98J00	520A-29	67287-92E00	543A-42	67296-98JC0	520A-20				00000	99011-96L10-059	420A-23-1 420B-23-1 420A-23-2 420B-23-2 420C-23 420D-23									
	420B-18		410A-12-2		67239-98J00		520A-29		543A-42															
61472-93E32	420C-18	65700-93J02	410B-11-1	67246-98J00	540A-16	67287-98J00	540A-15	67296-98JC0	520A-24							00000	99011-96L10-059	420A-23-1 420B-23-1 420A-23-2 420B-23-2 420C-23 420D-23						
	420D-18		410B-11-2		67246-98J00		540A-16		540A-15															
61472-93E40	135B-23	65770-93J11	430A-4	67246-98J20	543A-15	67288-92E20	540A-39	67296-98JD0	520A-28										00000	99011-96L10-059	420A-23-1 420B-23-1 420A-23-2 420B-23-2 420C-23 420D-23			
	135A-23		430A-5		67246-98J20		543A-15		540A-39															
61473-98J00	420A-21	67200-98J03	543A-1	67251-98J00	540A-4	67288-98J00	543A-14	67296-98JE0	520A-37													00000	99011-96L10-059	420A-23-1 420B-23-1 420A-23-2 420B-23-2 420C-23 420D-23
	420C-21		540A-1		67251-98J00		540A-4		543A-14															
61473-98J10	420B-21	67200-98J13	410B-11-2	67251-98J20	540A-4	67288-98J20	543A-38	67296-98JF0	540A-55	00000	99011-96L10-059	420A-23-1 420B-23-1 420A-23-2 420B-23-2 420C-23 420D-23												
	420D-21		543A-2		67251-98J20		540A-4		543A-38															
61476-96J10	420A-3	67211-98J30	540A-49	67251-98J30	543A-4	67288-98J30	520A-25	67297-98J00	540A-56				00000	99011-96L10-059	420A-23-1 420B-23-1 420A-23-2 420B-23-2 420C-23 420D-23									
	420B-3		540A-1		67251-98J30		543A-4		520A-25															
61494-96J10	420C-3	67212-98J20	543A-7	67255-98J00	540A-3	67288-98J40	540A-30	67300-93J00	543A-53							00000	99011-96L10-059	420A-23-1 420B-23-1 420A-23-2 420B-23-2 420C-23 420D-23						
	420D-3		520A-1		67255-98J00		540A-3		540A-30															
61565-96L00	135A-24	67222-98J00	520A-18	67255-98J30	543A-3	67288-98J50	520A-44	67361-93J00	410A-32										00000	99011-96L10-059	420A-23-1 420B-23-1 420A-23-2 420B-23-2 420C-23 420D-23			
	135B-24		520A-18		67255-98J30		543A-3		520A-44															
61610-93J00	420A-4	67222-98J20	540A-2	67255-98J40	520A-12	67288-98J60	540A-35	67471-99E00	410B-31													00000	99011-96L10-059	420A-23-1 420B-23-1 420A-23-2 420B-23-2 420C-23 420D-23
	420B-4		540A-2		67255-98J40		520A-12		540A-35															
61621-93J00	420C-4	67226-98J10	540A-49	67258-98J00	520A-38	67288-98J70	543A-34	68110-98J00	410A-33	00000	99011-96L10-059	420A-23-1 420B-23-1 420A-23-2 420B-23-2 420C-23 420D-23												
	420D-4		540A-2		67258-98J00		520A-38		543A-34															
61621-93J00	420A-5	67227-98J10	540A-2	67258-98J30	540A-21	67288-98J80	520A-46	67467-89J01	410B-32				00000	99011-96L10-059	420A-23-1 420B-23-1 420A-23-2 420B-23-2 420C-23 420D-23									
	420C-5		543A-2		67258-98J30		540A-21		520A-46															
61621-93J00	420D-5	67227-98J20	540A-49	67258-98J40	543A-20	67288-98J90	540A-46	67471-99E00	204A-25							00000	99011-96L10-059	420A-23-1 420B-23-1 420A-23-2 420B-23-2 420C-23 420D-23						
	420A-6		540A-49		67258-98J40		543A-20		540A-46															
61621-93J00	420B-6	67227-98J30	540A-14	67258-98J50	520A-14	67288-98J00	543A-46	68110-98J00	204B-25										00000	99011-96L10-059	420A-23-1 420B-23-1 420A-23-2 420B-23-2 420C-23 420D-23			
	420C-6		540A-14		67258-98J50		520A-14		543A-46															
61621-93J00	420D-6	67227-98J40	520A-8	67258-98J60	520A-8	67288-98J10	520A-39	68165-98J00	204A-26													00000	99011-96L10-059	420A-23-1 420B-23-1 420A-23-2 420B-23-2 420C-23 420D-23
	420A-6		520A-8		67258-98J60		520A-8		520A-39															
61621-93J00	420B-6	67227-98J50	520A-10	67258-98J70	520A-9	67288-98J20	540A-22	68165-98J10	204B-26	00000	99011-96L10-059	420A-23-1 420B-23-1 420A-23-2 420B-23-2 420C-23 420D-23												
	420C-6		520A-10		67258-98J70		520A-9		540A-22															
61621-93J00	420D-6	67227-98J60	520A-9	67258-98J80	520A-9	67288-98J30	543A-21	68165-98J20	420A-24				00000	99011-96L10-059	420A-23-1 420B-23-1 420A-23-2 420B-23-2 420C-23 420D-23									
	420A-6		520A-9		67258-98J80		520A-9		543A-21															
61621-93J00	420B-6	67227-98J70	520A-11	67258-98J90	520A-11	67288-98J40	540A-47	68165-98J30	420B-24							00000	99011-96L10-059	420A-23-1 420B-23-1 420A-23-2 420B-23-2 420C-23 420D-23						
	420C-6		520A-11		67258-98J90		520A-11		540A-47															
61621-93J00	420D-6	67227-98J80	540A-5	67261-98J00	540A-5	67288-98J50	543A-47	68165-98J40	420C-24										00000	99011-96L10-059	420A-23-1 420B-23-1 420A-23-2 420B-23-2 420C-23 420D-23			
	420A-6		540A-5		67261-98J00		540A-5		543A-47															
61621-93J00	420B-6	67227-98J90	540A-5	67261-98J10	543A-5	67288-98J60	540A-34	68165-98J50	420D-24													00000	99011-96L10-059	420A-23-1 420B-23-1 420A-23-2 420B-23-2 420C-23 420D-23
	420C-6		540A-5		67261-98J10		543A-5		540A-34															
61621-93J00	420D-6	67227-98J00	520A-36	67261-98J20	540A-6	67288-98J70	543A-40	68165-98J60	520A-54	00000	99011-96L10-059	420A-23-1 420B-23-1 420A-23-2 420B-23-2 420C-23 420D-23												
	420A-6		520A-36		67261-98J20		540A-6		543A-40															
61621-93J00	420B-6	67227-98J10	540A-17	67261-98J30	520A-5	67288-98J80	520A-23	68165-98J70	540A-43				00000	99011-96L10-059	420A-23-1 420B-23-1 420A-23-2 420B-23-2 420C-23 420D-23									
	420C-6		540A-17		67261-98J30		520A-5		520A-23															
61621-93J00	420D-6	67227-98J20	543A-16	67261-98J40	520A-6	67288-98J90	520A-27	68165-98J80	543A-43							00000	99011-96L10-059	420A-23-1 420B-23-1 420A-23-2 420B-23-2 420C-23 420D-23						
	420A-6		543A-16		67261-98J40		520A-6		520A-27															
61621-93J00	420B-6	67227-98J30																						

PART NO.	FIG.NO.-REF.NO.	PART NO.	FIG.NO.-REF.NO.	PART NO.	FIG.NO.-REF.NO.
	322A-26	01550-08357	143A-19		220B-12
	420A-9		143B-19	08310-00067	322A-22
	420B-9		178A-4	08316-10087	123A-24
	420C-9		301A-23		146A-23
	420D-9	01550-0835A	111A-13		146B-23
01550-06167	123A-13		119A-15		322A-2
	144A-32	01550-08407	143A-20	08321-0105A	326A-15
	144B-32		143B-20	08321-01067	322A-23
	146A-20	01550-08457	111A-14	08331-41359	204A-23
	146B-20		140A-10		204B-23
	303A-8	01550-08507	204A-30	09100-12052	407A-6
	326A-23		204B-30	09100-12085	335A-6-2
01550-0616A	175A-7	01550-08557	113A-19	09100-12086	335A-6-1
01550-06207	135A-4	01550-08607	111A-15	09100-12092	335A-6-3
	135A-7		123A-12	09100-14004	405A-15
	135B-4	01550-0870A	175A-8		405B-12
	135B-7	01550-1020A	118A-18	09103-06093	180A-17
	204A-22	02112-0408A	143A-13		315A-15
	204B-22		143B-13		401A-22
	310A-9	02112-05107	143A-15	09103-06211	146A-21
	401A-19		143B-15		146B-21
01550-0620A	119A-17	02112-05127	123A-14	09103-06231	303A-9
01550-06257	118A-3	02112-0612A	111A-24	09103-06266	111A-2
	118A-6	02142-0408B	143A-3	09103-06278	335A-15
	121A-11		143B-3	09103-06281	111A-19
	123A-22	02142-06167	322A-6		113A-14
	162A-8	02162-05207	123A-15		140A-7
	310A-6	03122-05165	530A-9		336A-14
	310A-7		535A-10		336B-14
	401A-7	03542-05169	420A-10	09103-06307	315A-16
01550-06307	135A-5		420A-11	09103-08109	401A-14
	135B-5		420B-10	09103-08158	118A-32
	140A-3		420B-11	09103-08339	119A-7
	326A-24		420C-10	09103-08414	118A-20
01550-08167	113A-18		420C-11	09103-08423	118A-21
	144A-33		420D-10	09103-08543	135A-14
	144B-33		420D-11		135B-14
01550-08207	111A-20	04211-11129	118A-12	09103-10229	116A-11
	113A-15		118A-22	09103-10284	113A-4
	140A-8	04221-04089	116A-5	09103-12125	303A-2
	301A-22		118A-19	09106-05030	303A-6
01550-08257	111A-11	04221-08129	407A-4	09106-06075	113A-8
	111A-12	06111-07004	220A-23	09108-10150	405A-3
	144A-34		220B-23	09116-05010	315A-25
	144B-34	06111-11004	220A-24	09116-06121	162A-4
01550-0825A	118A-31		220B-24		335A-12
	119A-11	07130-05167	326A-14		401A-24
01550-08307	123A-23	08110-60020	175A-9	09116-06127	410A-22
	401A-27	08110-62080	119A-4		410B-21
01550-0830A	401A-15	08221-16256	220A-12	09116-06202	135A-15

PART NO.	FIG.NO.-REF.NO.	PART NO.	FIG.NO.-REF.NO.	PART NO.	FIG.NO.-REF.NO.
	135B-15	09140-10032	336A-21	09162-10005	337A-30
	144A-17		336B-21	09164-14008	410A-24
	144B-17	09140-16021	220A-11		410B-23
	310A-10		220B-11	09168-10034	407A-14
	407A-16	09141-18005	407A-27	09168-12012	180A-13
09116-06236	180A-11	09159-12062	335A-7	09168-12013	144A-18
09116-08128	160A-14	09159-14026	401A-31	09168-16009	111A-7
09116-08131	160B-14	09159-22006	335A-5	09169-06053	322A-4
	407A-12	09159-28003	220A-4	09169-06062	135A-16
09116-08137	220A-32		220B-4		135B-16
09116-08158	220B-32	09160-05024	540A-38		144A-19
	410A-13		543A-37		144B-19
09116-08163	410B-12	09160-05029	315A-18		310A-4
	401A-34		326A-4	09169-08039	410A-14
09116-10135	401A-26	09160-05045	123A-25		410B-13
09116-10137	180A-20	09160-06055	204A-11	09169-08042	135A-17
09116-10146	407A-7		204A-27		135B-17
09116-10150	401A-35		204B-11		143A-17
09116-10175	401A-25		204B-27		143B-17
09116-10180	405A-17	09160-06082	336A-22	09169-28003	336A-11
	405B-14		336B-22		336B-11
09116-10181	180A-21	09160-06084	310A-11	09180-05047	123A-6
	405A-2-1	09160-06094	204A-10	09180-06289	401A-5
	405A-2-2		204B-10	09180-32006	220A-37
	405B-2	09160-06104	520A-49		220B-37
09116-10182	405A-16	09160-08079	118A-28	09181-12167	175A-5
	405B-13	09160-08151	206A-10	09181-32017	220A-38-1
	337A-28		206B-10		220B-38-1
09116-10183	315A-17	09160-10039	118A-33	09181-32131	220A-38-2
09125-05048	337A-36	09160-10120	116A-12		220B-38-2
09125-05050	336A-7	09160-10141	405A-5		220A-38-3
09125-06063	336A-20	09160-10148	204A-4	09181-32132	220B-38-3
	336A-27		204B-4	09181-32133	220A-38-4
	336B-7	09160-12066	407A-8		220B-38-4
	336B-20	09160-13014	410A-23	09181-32134	220A-38-5
	336B-27		410B-22		220B-38-5
	337A-34	09160-13021	335A-8	09181-32135	220A-38-6
	405A-10	09160-13022	335A-9		220B-38-6
	405B-7	09160-15051	401A-32	09181-32136	220A-38-7
	530A-25	09160-16050	405A-18		220B-38-7
09131-05004	160A-13-1		405A-19	09181-32137	220A-38-8
09132-04034	160A-13-2		405B-15		220B-38-8
	160B-13		405B-16	09181-32138	220A-38-9
	410A-9	09160-18028	407A-28		220B-38-9
09136-06148	410B-8	09160-39001	336A-8	09181-32141	220A-38-10
	326A-6		336B-8		220B-38-10
09137-04004	410A-3-1	09160-41004	220A-7	09181-32144	220A-38-11
09139-06135	410A-3-2		220B-7		220B-38-11
	410B-3	09160-75002	220A-13	09181-32146	220A-38-12
	410A-4		220B-13		220B-38-12



PART NO.	FIG.NO.-REF.NO.	PART NO.	FIG.NO.-REF.NO.	PART NO.	FIG.NO.-REF.NO.
09181-32148	220A-38-13 220B-38-13	09181-75009	220A-14-7 220B-14-7	09247-14041	144A-20 144B-20
09181-32151	220A-38-14 220B-38-14	09181-75010	220A-14-9 220B-14-9	09248-12009 09248-12011	180A-14 204A-14
09181-32153	220A-38-15 220B-38-15	09181-75011	220A-14-11 220B-14-11	09248-26001	204B-14 113A-5
09181-39001	336A-9 336B-9	09181-75012	220A-14-3 220B-14-3	09250-18002	410A-31 410B-30
09181-60004	220A-10-1 220B-10-1	09181-75013	220A-14-4 220B-14-4	09250-21003	410A-34 410B-33
09181-60005	220A-10-2 220B-10-2	09181-75014	220A-14-6 220B-14-6	09251-09002 09260-10005	430A-1 204A-15
09181-60006	220A-10-3 220B-10-3	09181-75015	220A-14-8 220B-14-8	09262-17019	204B-15 204A-16
09181-60007	220A-10-4 220B-10-4	09181-75016	220A-14-10 220B-14-10	09262-40018	204B-16 119A-5
09181-60008	220A-10-5 220B-10-5	09181-75018	220A-14-1 220B-14-1	09263-30063	220A-26 220B-26
09181-60009	220A-10-6 220B-10-6	09181-75019	220A-14-2 220B-14-2	09263-32017 09263-50009	407A-2 220A-30
09181-60010	220A-10-7 220B-10-7	09202-04022	410A-25 410B-24	09265-25046	220B-30 220A-8
09181-60011	220A-10-8 220B-10-8	09202-05032	118A-24 121A-8	09265-32003	220B-8 220A-31
09181-60012	220A-10-9 220B-10-9	09202-05033 09202-06031	121A-5 160A-15	09265-65001	220B-31 407A-5
09181-60013	220A-10-10 220B-10-10		160B-15 303A-3	09269-32001	220A-5 220B-5
09181-65001	220A-15-1 220B-15-1	09202-08006	180A-12 405A-6	09269-75002	220A-16 220B-16
09181-65002	220A-15-2 220B-15-2		405B-3 407A-10	09280-00040	220A-27 220B-27
09181-65003	220A-15-3 220B-15-3	09202-08011	220A-19 220B-19	09280-05007 09280-09008	113A-6 180A-24
09181-65004	220A-15-4 220B-15-4	09204-01006	204A-12 204B-12	09280-16005 09280-22019	180A-4 111A-17
09181-65005	220A-15-5 220B-15-5		336A-23 336B-23		113A-12 140A-5
09181-65006	220A-15-6 220B-15-6	09204-03003 09205-02006	407A-29 206A-4	09280-22020 09280-26006	175A-6 118A-8
09181-65007	220A-15-7 220B-15-7		206B-4 204A-13		162A-3 401A-6
09181-65008	220A-15-8 220B-15-8	09206-08001	204B-13 111A-3	09280-33004	146A-16 146B-16
09181-65009	220A-15-9 220B-15-9		401A-8 401A-16	09280-60007	206A-11 206B-11
09181-65010	220A-15-10 220B-15-10	09206-14004 09206-15001	113A-3 111A-10	09280-66004	220A-34 220B-34
09181-75008	220A-14-5 220B-14-5	09241-25005 09246-05006	119A-2 118A-13	09280-70012 09282-08005	119A-8 206A-7

PART NO.	FIG.NO.-REF.NO.	PART NO.	FIG.NO.-REF.NO.	PART NO.	FIG.NO.-REF.NO.
	206B-7		143B-26	09401-11425	144A-29
09282-24004	220A-35 220B-35	09352-50903-600	162A-9 162A-10	09401-13423	144B-29 430A-3
09282-30006	220A-28 220B-28		162A-11 162A-12	09401-13424	146A-18 146B-18
09282-39001	336A-12 336B-12		162A-13 162A-14	09401-13425	162A-20 111A-28
09283-32044	119A-6		162A-15	09401-18410	111A-28
09283-91001	116A-13		162A-16	09401-22408	180A-7
09289-05012	121A-20		523A-9	09401-31407	162A-21
09289-18001	204A-17 204B-17	09352-90133-600 09355-35754-601	162A-17 123A-8	09403-11320	135A-20 135B-20
09306-06005	204A-18 204B-18		123A-9 123A-10	09403-13402	522A-23
09306-10001	204A-19 204B-19		123A-11 407A-20	09403-13408	143A-28 143B-28
09306-13007	410A-26 410B-25	09355-40805-600	407A-20		303A-10 315A-19
09306-17001	337A-31		144A-26 144B-26	09403-18409	322A-27
09320-04009	322A-5	09360-12008 09360-12013	144A-26 144B-26	09403-19409	315A-20
09320-07015	123A-7	09360-14009	144A-27	09403-20307	315A-21
09320-08021	322A-10	09360-14014	144B-27	09407-08401	530A-13
09320-08062	144A-22 144B-22	09362-09008	407A-21	09407-10404	326A-13
09320-08501	144A-21 144B-21	09363-08004	144A-28		407A-22
09320-09016	135A-18 135B-18	09364-06010	143A-27 143B-27	09407-14403	522A-3 322A-29
09320-09039	162A-22	09367-06002	162A-18	09407-14407	315A-22
09320-11013	410A-15 410B-14	09367-06006	523A-10		322A-30
09320-12072	135A-19 135B-19	09367-10001	430A-2		326A-12
	143A-18 143B-18	09380-17009	337A-32		331A-12
09329-10022	420A-7 420B-7	09380-38003	336A-10		535A-20
	420C-7 420D-7		336B-10	09407-18402	322A-28
09329-14002	113A-10		220A-29	09407-25402	162A-24
09343-75001-600	144A-23 144A-24	09381-40003	220A-36 220B-29		410A-29 410B-28
	144A-25 144B-23		220A-36 220B-36	09408-00008	123A-1
	144B-24 144B-25	09381-52008	220A-9 220B-9		143A-29 143B-29
	143A-24 143B-24	09383-08004	204A-20 204B-20		322A-31 322A-32
	143A-25 143B-23	09385-06012	204A-28 204B-28	09408-00012	322A-31
	143B-25 143B-26		420A-7 420C-7	09408-00035	123A-26
	143B-26 143B-27	09387-38002	204B-28	09408-00078	143A-30
	143B-27 143B-28		113A-10 144A-23		143B-30 146B-19
	143B-28 143B-29	09401-08412	405A-8 405B-5	09408-00105	146A-19
	143B-29 143B-30		143A-23 143A-25		146B-19
	143B-30 143B-31		143A-25 143B-23	09408-00198	146A-22
	143B-31 143B-32		143B-23 143B-25		146B-22
	143B-32 143B-33	09401-08413	162A-19	09408-00320	144A-37
	143B-33 143B-34		162A-19		144B-37
	143B-34 143B-35	09352-50823-00B	523A-11	09409-05302-5PK	410A-8
	143B-35 143B-36		146A-17		410B-7
	143B-36 143B-37	09352-50823-600	146B-17	09420-05009	160A-16



## SUZUKI **DF200AP** PARTS CATALOGUE

---

SUZUKI MOTOR CORPORATION All rights reserved

No part of this document may be reproduced or transmitted in any form or by any means, electronic or mechanical, for any purpose, without the express written permission of Suzuki Motor Corporation.

SUZUKI MOTOR CORPORATION

Technical Readiness Group, Quality Administration Department  
300 Takatsuka, Minami, Hamamatsu, Japan

---

Reprint Prohibited

**SUZUKI MOTOR CORPORATION**